



papiNet

Call-Off (Wood)

papiNet Standard - Version 2.31

Documentation

**Global Standard for the Paper and Forest
Products Supply Chain**

Build V2R31_20100415

Date 2010-04-26

Production Release

Call-Off (Wood)

papiNet Standard - Version 2.31

Copyright

Copyright 2000 – 2010 papiNet G.I.E (“papiNet”), International Digital Enterprise Alliance, Inc. (“IDEAlliance”), and American Forest & Paper Association, Inc. (“AF&PA”), collectively “Copyright Owner”. All rights reserved by the Copyright Owner under the laws of the United States, Belgium, the European Economic Community, and all states, domestic and foreign. This document may be downloaded and copied provided that all copies retain and display the copyright and any other proprietary notices contained in this document. This document may not be sold, modified, edited, or taken out of context such that it creates a false or misleading statement or impression as to the purpose or use of the papiNet specification, which is an open standard. Use of this Standard, in accord with the foregoing limited permission, shall not create for the user any rights in or to the copyright, which rights are exclusively reserved to the Copyright Owner.

papiNet (formerly known as the European Paper Consortium for e-business - EPC), IDEAlliance (formerly known as the Graphic Communications Association - GCA), the parent organisation of IDEAlliance the Printing Industries of America (PIA), the American Forest and Paper Association (AF&PA), and the members of the papiNet Working Group (collectively and individually, "Presenters") make no representations or warranties, express or implied, including, but not limited to, warranties of merchantability, fitness for a particular purpose, title, or non-infringement. The presenters do not make any representation or warranty that the contents of this document are free from error, suitable for any purpose of any user, or that implementation of such contents will not infringe any third party patents, copyrights, trademarks or other rights. By making use of this document, the user assumes all risks and waives all claims against Presenters.

In no event shall Presenters be liable to user (or other person) for direct, indirect, special or consequential damages arising from or related to any use of this document, including, without limitation, lost profits, business interruption, loss of programs, or other data on your information handling system even if Presenters are expressly advised of the possibility of such damages.

Use of Documents in papiNet Implementations

Documents may be used as templates for a papiNet implementation. The Presenters grant the right to modify and edit them to fit an actual

Call-Off (Wood)

papiNet Standard - Version 2.31

implementation project provided all copies display the copyright and any other proprietary notices contained in this document. Such modified documents must not be distributed beyond the trading partners implementing or maintaining a papiNet connection.

Additional Copyright Information

Additional copyrights may be referenced throughout this document in the appropriate section.

Call-Off (Wood)

papiNet Standard - Version 2.31

Table of Contents

| | |
|--|----|
| Copyright..... | 2 |
| Use of Documents in papiNet Implementations..... | 2 |
| Additional Copyright Information | 3 |
| Table of Contents..... | 4 |
| Call-Off Wood Documentation..... | 5 |
| Overview of the Wood Call-off Message | 5 |
| The Scope of CallOffWood Message..... | 5 |
| CallOffType [attribute] | 5 |
| Business Rules for CallOffWood | 5 |
| Processing the CallOffWood Message..... | 6 |
| Call-Off Wood Structure | 9 |
| Understanding the Diagrams and Content | 9 |
| Call-Off (Wood) Root Element..... | 12 |
| CallOffWood | 12 |
| Primary Elements..... | 14 |
| CallOffWoodHeader | 14 |
| CallOffWoodProductGroup | 16 |
| CallOffWoodSummary | 17 |
| CallOffWood Business Scenarios..... | 19 |
| CallOff Scenario Listing | 19 |
| Scenario A | 19 |
| Scenario B | 20 |
| Scenario C | 21 |
| Scenario D | 22 |
| Scenario E..... | 22 |
| Scenario F..... | 23 |

Call-Off (Wood)

papiNet Standard - Version 2.31

Call-Off Wood Documentation

Overview of the Wood Call-off Message

A Call-off is a business transaction instructing the consignor (normally the seller) to despatch goods belonging to one or several orders. A Call-off contains information about how the goods are to be loaded, quantities, marking instructions etc. It may also contain information about where borders are to be crossed and information concerning transport, such as name of ship and shipping agent. In cases where the Call-off is not used, delivery information is included in the Order.

The Scope of CallOffWood Message

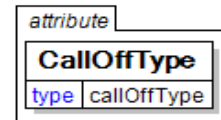
The CallOff message includes:

- Reference to the sales order and sales order lines
- Ship-to party
- Products and quantities to be delivered
- Requested delivery date and time

CallOffType [attribute]

CallOffType defines the type of call-off.

This item is restricted to the following list.



CallOff

Defines a call-off sent by the buyer to the seller.

CallOffConfirmation

Defines a call-off confirmation sent in response to a call-off.

Business Rules for CallOffWood

The following tables list the business rules that apply to each call off message type. There are no general rules that apply to both message types.

Business Rules for CallOffWood Message Type

| Identifier | Business Rule |
|------------|---|
| COW_001 | A CallOffWood message has one ShipToParty. |
| COW_002 | A CallOffWood message has one or more CallOffLineItem(s). |
| COW_003 | The DeliverySchedule must specify at least one CallOffLineItem quantity |

Call-Off (Wood) papiNet Standard - Version 2.31

| | |
|----------------|--|
| COW_004 | A CallOffLineItem must specify either a PurchaseOrderLineItem or an existing Order |
| COW_005 | Each CallOffLineItem may specify transport characteristics, which override the transport characteristics at the header level for that item only. |
| COW_006 | The party that issues the CallOffWood must be one of the parties on the original Order. |
| COW_007 | The CallOff - CallOffConfirmation messaging loop may be closed by a message containing a status of Accepted at the document, header, and line item levels. |

Business Rules for CallOffConfirmation Message Type

| Identifier | Business Rule |
|----------------|---|
| COW_008 | <p>The CallOffConfirmation message mirrors the CallOff message-in other words:</p> <ul style="list-style-type: none"> • Call off by CallOffPurchaseOrderLineItem is confirmed using the CallOffPurchaseOrderLineItem. • Call off by CallOffProduct is confirmed using the CallOffProduct element. |

Processing the CallOffWood Message

Message processing depends on the message type and on the values of status attributes at the message, header, and line item levels. The status at the message level determines the possible statuses at the header and line item levels.

The seller has the option of including delivery schedule details in a sales order, or the buyer in a purchase order, or in the optional call off message that follows.

For this original call-off message from the buyer to the seller, the statuses at message, header, and line item level are all set to "Original".

The seller or seller representative then may respond with a call-off confirmation message. If the seller accepts the call off and sets the status at all three levels to "Accepted", that call off confirmation message ends the call off-messaging loop. However, the seller may also send back a call-off confirmation message with a status of "Amended" because of an

Call-Off (Wood)

papiNet Standard - Version 2.31

amendment at the line item level. Alternatively, the seller may reject the call-off request as a whole or send back a message with the status of "Accepted" but a line item that is either pending or rejected. In any of these cases, the call-off confirmation message would end with the buyer sends back a call-off message with the status of "Accepted" at every level.

The buyer can also resend a call-off message with the status of "Amended" or "Cancelled". In this case, the call-off messaging loop ends when the seller sends back a call-off confirmation message with the status of "Accepted" at all three levels.

If, when sending a call-off message, the buyer or seller wishes to communicate that nothing has changed in a portion of the message then a CallOff StatusType of "NoAction" may be used. The "NoAction" status is used to support the sending of the entire message, for context, while communicating that certain aspects have not changed. The "NoAction" status is not available at the message level (the root, level).

An alternative way for the seller or seller representative to respond is to send a LoadingOrder in the form of a DeliveryMessage.

Status Values Used When Processing the CallOffWood Message

The status of the CallOffWood message is communicated using the CallOffStatusType attribute with the following choices:

- Original, Indicates that this is the first transmission of the CallOff-message.
- Accepted, Indicates that either the buyer or the seller has accepted the conditions in the previous message in the loop. It is possible, however, for an individual line item to be rejected or pending in this situation.
- Amended, Indicates that the buyer wants to amend a previous CallOff message or that either the buyer or seller is amending the conditions in the previous message in the loop.
- Cancelled, Indicates that the buyer wants to cancel the CallOff message.
- Rejected, Indicates that either the buyer or seller is rejecting the conditions in the previous message in the loop.
- Pending, Indicates that no action can be taken at the moment and that a subsequent message will be forthcoming.

If the status in the CallOffStatusType attribute is "Original", then the status in both the CallOffHeaderStatusType and CallOffLineItemStatusType attributes is also "Original".

If the status in the CallOffStatusType Field is "Accepted", then the status in the CallOffHeaderStatusType and CallOffLineItemStatusType fields can be:

- "Accepted" - Indicates that the buyer or seller accepts either the header or line item.

Call-Off (Wood)

papiNet Standard - Version 2.31

- "Pending" (only at the line item level in a call off confirmation message) - Indicates that the seller needs to delay action on the line item.
- "Rejected" (only at the line item level) - Indicates that the buyer or seller rejects the conditions specified at the header or line item level.

If the status in the CallOffStatusType attribute is "Amended", then the status in the CallOffHeaderStatusType and CallOffLineItemStatusType fields can be:

- "Accepted" - Indicates that the buyer or seller accepts either the header or line item.
- "Amended" - Indicates that either the buyer or seller has changes to the header or line item.
- "Pending" (only at the line item level in a call off confirmation message) - Indicates that the seller needs to delay action on the line item.
- "Rejected" (only at the line item level) - Indicates that the buyer or seller rejects the conditions specified at the header or line item level.
- "NoAction" - Indicates that nothing has changed at either the header or line-item level.

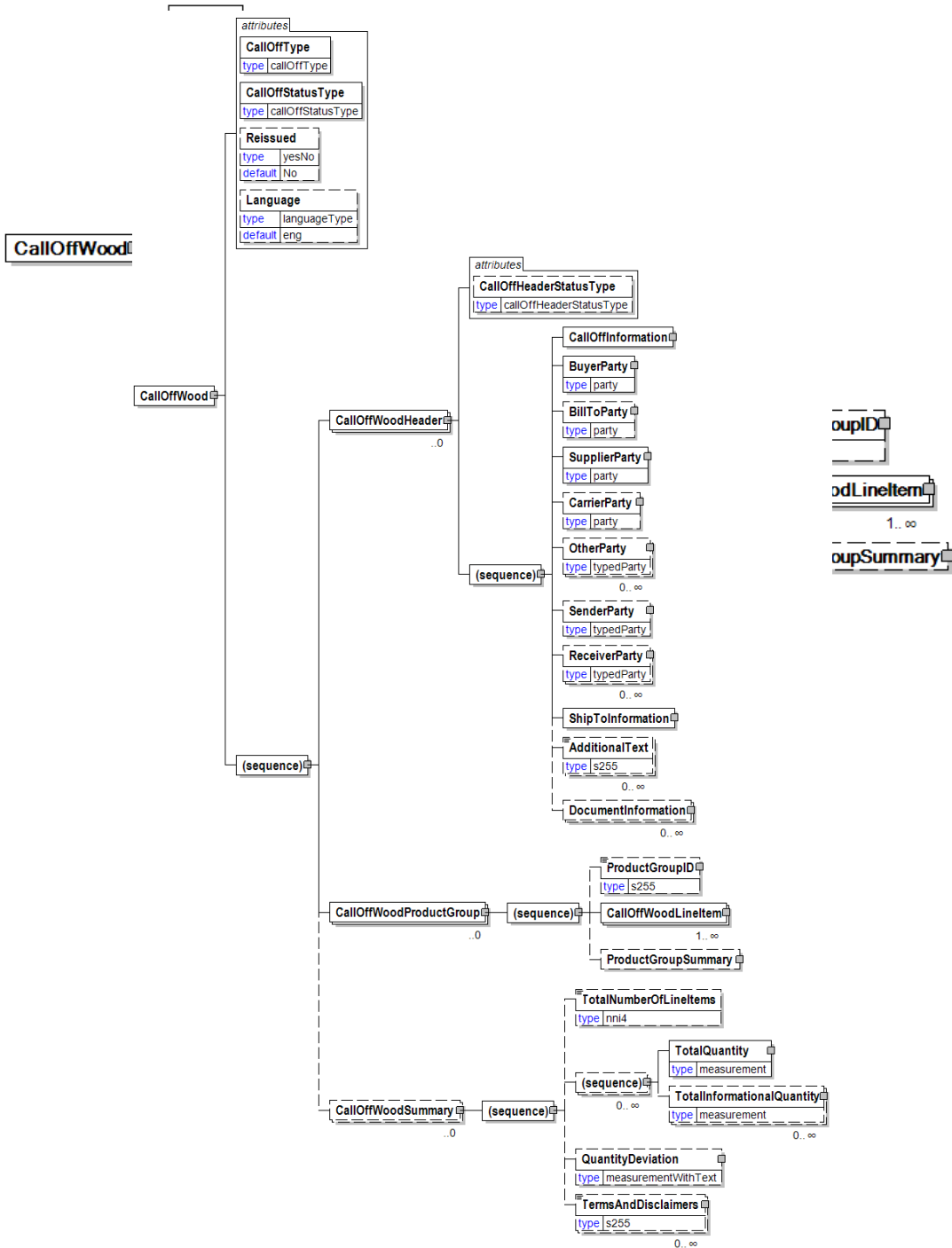
If the status in the CallOffStatusType attribute is "Cancelled", then the status in both the CallOffHeaderStatusType and CallOffLineItemStatusType fields is "Cancelled".

If the status in the CallOffStatusType attribute is "Rejected", then the status in both the CallOffHeaderStatusType and CallOffLineItemStatusType fields is "Rejected".

Call-Off (Wood)

papiNet Standard - Version 2.31

Call-Off Wood Structure



Understanding the Diagrams and Content

This section provides a graphical view of the schema structures, a discussion of the item's children. You can find additional information about papiNet and the standard at www.papiNet.org.

Call-Off (Wood)

papiNet Standard - Version 2.31

The graphics contain content model indicators, cardinality indicators, and data type information.

Associated with each graphic are the definitions for the parent item and any associated child items. All attributes are listed first, followed by the elements.

The following information should help you interpret and understand this standard. Please note the following:

- Content Model and Cardinality operate together to determine if the element or attribute are required in the instance document.
- The same attribute can never appear multiple times in the same element so, you will never see a multiple cardinality indicator.

Content model indicators:

There are three possible types of content: "sequence", "choice", and "all". The papiNet standard currently does not use the "all" construct.

- (sequence)

The sequence of the items to the right of the graphic (or below the text) is required.

- (choice)

A choice of the items to the right of the graphic (or below the text) is permitted.

- (all)

All the items to the right of the graphic are required.

Cardinality indicators:

- Dotted line around element or attribute.

A single instance of the item can optionally exist.

- Dotted line around item with range indicated below.

Multiple instances of the item can optionally exist.

- Solid line around item.

A single instance of the item must exist.

- Solid line around item with range indicated below

At least one instance must exist; multiple instances can optionally exist.

Datatype indication:

When a data type is assigned to an element (either a simple type or complex type the name of the data type is presented beneath the item name in the graphic.

- In some cases additional information about the data type is presented (the default value).

Elements can either have content that is textual/numeric in nature or content that is made up of additional elements and/or attributes.

- When the content is textual/numeric in nature "three straight horizontal lines" will appear in the upper left-hand corner of the graphic. Pay attention to these elements because they are where you will be entering

Call-Off (Wood)

papiNet Standard - Version 2.31

your information.

- When the content is made up of additional elements and/or attributes a “gray-box” will appear on the right-hand side of the graphic.
- If the graphic shows both the horizontal lines and the gray-box then, in the papiNet standard, the content below the element are attributes.

Call-Off (Wood)

papiNet Standard - Version 2.31

Call-Off (Wood) Root Element

CallOffWood

The root element of the CallOffWood message.

CallOffStatusType [attribute]

CallOffStatusType is mandatory. A single instance is required.

Identifies the status of the entire call-off (in other words, at the root level).

This item is restricted to the following list.

Accepted

The supplied information is accepted.

Amended

The supplied information is changed

Cancelled

The supplied information has been cancelled. Items that have been cancelled are not included in totals on the summary levels of the e-document.

Original

The supplied information is the first version of that information.

Rejected

The supplied information is rejected.

CallOffType [attribute]

CallOffType is mandatory. A single instance is required.

CallOffType defines the type of call-off.

This item is restricted to the following list.

CallOff

Defines a call-off sent by the buyer to the seller.

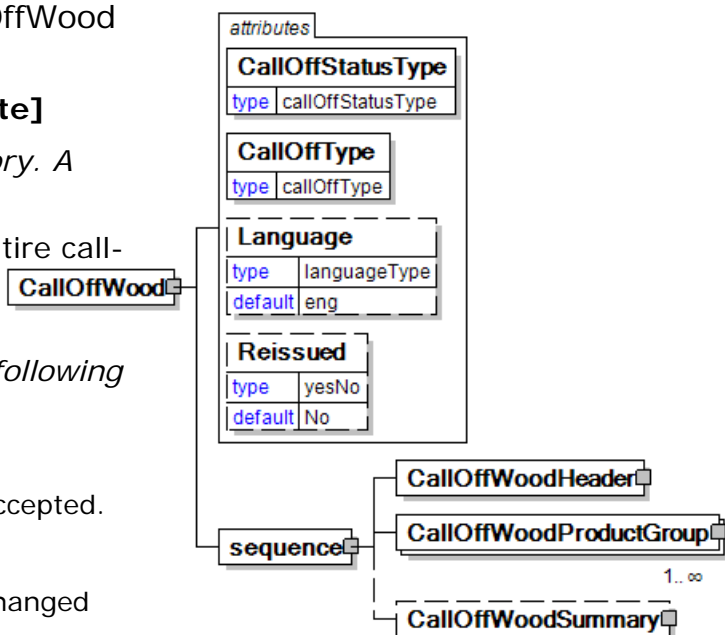
CallOffConfirmation

Defines a call-off confirmation sent in response to a call-off.

Language [attribute]

Language is optional. A single instance might exist.

XML has embraced 2 and 3 digit language codes through the application of an addendum to the standard.



Call-Off (Wood)

papiNet Standard - Version 2.31

Information on the content of this attribute is available at <http://www.loc.gov/standards/iso639-2/> this is the official site of the ISO 639-2 Registration Authority.

- <http://www.w3.org/International/O-HTML-tags.html> provides an explanation of the errata updating XML.
- <http://www.ietf.org/rfc/rfc3066.txt> is the key document that is referenced in the above errata.

Reissued [attribute]

Reissued is optional. A single instance might exist.

Either "Yes" or "No".

This item is restricted to the following list.

Yes

No

(sequence)

The contents of (sequence) are mandatory. A single instance is required.

CallOffWoodHeader

CallOffWoodHeader is mandatory. A single instance is required.

Information that applies to the entire Wood market segment Call Off message.

CallOffWoodProductGroup

CallOffWoodProductGroup is mandatory. One instance is required, multiple instances might exist.

CallOffWoodProductGroup provides for groupings of line items in the call off message.

- This construct was introduced in version v2r30. It is recognized that the introduction of this construct is not in conformance with the papiNet policy of backward compatibility within releases of the same version.

CallOffWoodSummary

CallOffWoodSummary is optional. A single instance might exist.

Summary information that applies to the Wood market segment Call Off message.

Call-Off (Wood)

papiNet Standard - Version 2.31

Primary Elements

CallOffWoodHeader

Information that applies to the entire Wood market segment Call Off message.

CallOffHeaderStatusType [attribute]

CallOffHeaderStatusType is optional. A single instance might exist.

CallOffHeaderStatusType defines the status of the call-off header.

This item is restricted to the following list.

Accepted

The supplied information is accepted.

Amended

The supplied information is changed.

Cancelled

The supplied information has been cancelled. Items that have been cancelled are not included in totals on the summary levels of the e-document.

NoAction

The supplied information has not been amended and thereby requires no action.

Original

The supplied information is the first version of that information.

Rejected

The supplied information is rejected.

(sequence)

The contents of (sequence) are mandatory. A single instance is required.

CallOffInformation

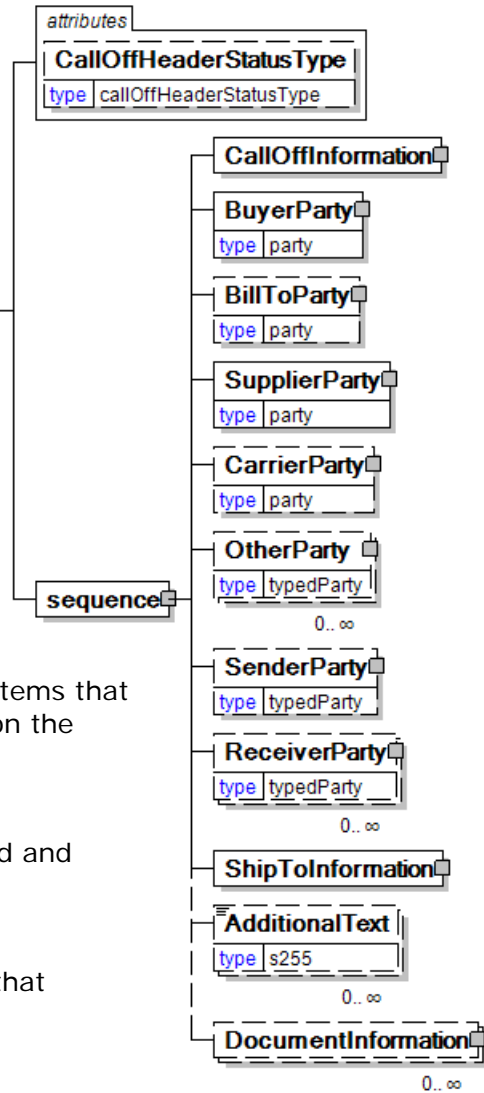
CallOffInformation is mandatory. A single instance is required.

A group item containing information unique to the call-off which is generated and supplied by the buyer, seller, or any party involved.

BuyerParty

BuyerParty is mandatory. A single instance is required.

The legal entity to which the product is sold. Also commonly referred to as the sold-



Call-Off (Wood)

papiNet Standard - Version 2.31

to party or customer. If no OtherParty is defined as the Payer, the Buyer is the Payer.

BillToParty

BillToParty is optional. A single instance might exist.

The address where the invoice is to be sent.

SupplierParty

SupplierParty is mandatory. A single instance is required.

The organisation or business entity responsible for providing the product. SupplierParty is also the seller of the product, if Seller is not specified as OtherParty = Seller.

CarrierParty

CarrierParty is optional. A single instance might exist.

The party performing the transport of the product from the pickup location to the ship-to location; could be a hauler.

OtherParty

OtherParty is optional. Multiple instances might exist.

An organisation or business entity other than those specifically detailed within a business document.

SenderParty

SenderParty is optional. A single instance might exist.

The business entity issuing the business document, the source of the document.

- This is the same entity as the "From" party in the ebXML message service envelope. The entity responsible for the content. If the sender party has outsourced the transmission function to a third party the sender party is the original party not the party performing the transmission service.

ReceiverParty

ReceiverParty is optional. Multiple instances might exist.

The business entity for whom the business document is intended, the destination of the document.

- This is the same entity as the "To" party in the ebXML message service envelop. The entity interested in the content. If the receiver party has outsourced the message receipt function to a third party the receiver party is the intended party not the party performing the receiving process.

ShipToInformation

ShipToInformation is mandatory. A single instance is required.

Group element containing information about the ship to and delivery of a product.

AdditionalText

AdditionalText is optional. Multiple instances might exist.

A text field that is used to communicate information not previously defined or for special instructions. To be used only for circumstances not covered by specific

Call-Off (Wood)

papiNet Standard - Version 2.31

elements.

DocumentInformation

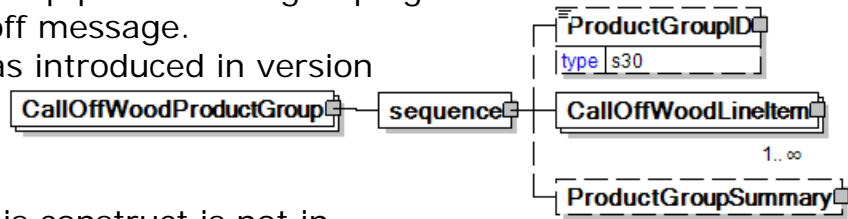
DocumentInformation is optional. Multiple instances might exist.

A group element containing a specification of required documents in the business process. Additional free text to be printed on documents can also be specified.

CallOffWoodProductGroup

CallOffWoodProductGroup provides for groupings of line items in the call off message.

- This construct was introduced in version v2r30. It is recognized that the introduction of this construct is not in conformance with the papiNet policy of backward compatibility within releases of the same version.



(sequence)

The contents of (sequence) are mandatory. A single instance is required.

ProductGroupID

ProductGroupID is optional. A single instance might exist.

Possibility to group packages or Shipments. Example: Creating temporary group ID's for logistic reasons or lot number.

CallOffWoodLineItem

CallOffWoodLineItem is mandatory. One instance is required, multiple instances might exist.

CallOffWoodLineItem has a required attribute that indicates the status of the line item.

ProductGroupSummary

ProductGroupSummary is optional. A single instance might exist.

Group of elements to provide summary information on product level.

Call-Off (Wood)

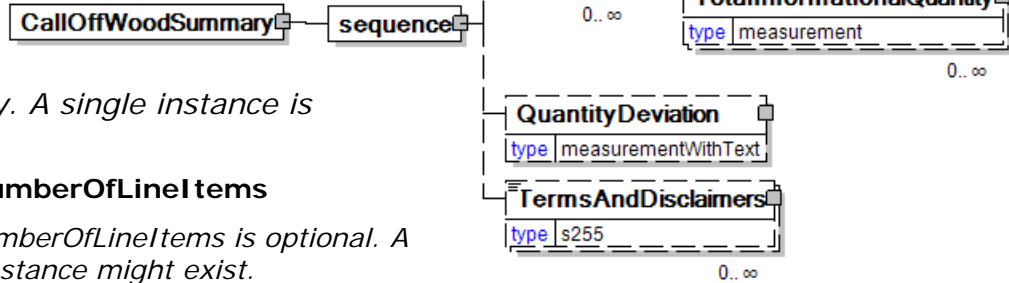
papiNet Standard - Version 2.31

CallOffWoodSummary

Summary information that applies to the Wood market segment Call Off message.

(sequence)

The contents of (sequence) are



mandatory. A single instance is required.

TotalNumberOfLineItems

TotalNumberOfLineItems is optional. A single instance might exist.

The total number of individual line items in the document, regardless of the status or type.

(sequence)

The contents of (sequence) are optional. Multiple instances might exist.

TotalQuantity

TotalQuantity is mandatory. A single instance is required.

The total quantity of similar items in the business document. TotalQuantity is primarily used in the summary section of documents where it is repeatable to permit totaling for different units of measure.

TotalInformationalQuantity

TotalInformationalQuantity is optional. Multiple instances might exist.

A quantity that is used to communicate related information about the parent element. This element represents a total that is derived from individual line items.

QuantityDeviation

QuantityDeviation is optional. A single instance might exist.

Used to identify the deviation quantity accepted for this product.

Quantity deviation is partly an ancient/traditional thing in timber trade and refers more to sea transport than others. Quantity deviation can concern both line level quantities and total quantities. Total quantity deviation is meant to really restrict volumes to exceed ship's capacity.

Example Quantity deviations used for total quantities are:

- CA./Max: for example, CA./max 1000 M3 = maximum quantity 1000 m3, but can be -10 % less (so 900 - 1000 m3 in this case)
- Min but Max: for example, min 45 max 50 m3 = volume to be between 45 and 50
- Min/Max: for example, min/max 500 m3 = have to be roughly accurate 500

Call-Off (Wood)

papiNet Standard - Version 2.31

m3

- CA: for example, CA 500 m3 = +-10 % (450 - 550 m3)

In some contracts, at the line level, it is said that product level variation can be +-10% (at the same time we can have deviation for total quantity)

- For example: You can have +-10 % volumes in line levels but total quantity must meet the following requirement - Min/Max 1000 m3.

TermsAndDisclaimers

TermsAndDisclaimers is optional. Multiple instances might exist.

An element that contains legal information with an indication of what the Language is.

Call-Off (Wood) papiNet Standard - Version 2.31

CallOffWood Business Scenarios

CallOff Scenario Listing

Examples of how the status types are used within the CallOff and CallOffConfirmation.

| | |
|-------------------|--|
| Scenario A | Original CallOff from Buyer, accepted by Supplier |
| Scenario B | Original CallOff from Buyer, amended by Supplier, amendments accepted by Buyer. |
| Scenario C | Original CallOff from Customer, CallOffLineItem rejected by Supplier, rejection Buyer by Buyer. |
| Scenario D | Original CallOff from Buyer, pending status returned by Supplier, accepted status subsequently sent by Supplier. |
| Scenario E | Amendment to a CallOff Header details sent by Buyer, Amendment accepted by Supplier. |
| Scenario F | Amendment to a CallOff by Buyer, Supplier amends Buyer's amendment, which is accepted by the Buyer. |

Scenario A

| | |
|----------------------|---|
| Message | CallOff |
| Scenario | Original CallOff from Buyer, accepted by Supplier |
| Outcome | CallOff is entered into the Supplier's system |
| Initiator | Buyer |
| Receiver | Supplier |
| Preconditions | This scenario assumes the Buyer has previously sent a PurchaseOrder to the Supplier and the Supplier has already Accepted the order. |
| Trigger | None |
| Step 1. | Buyer sends an original CallOff to the Supplier Statuses sent within the message: <ul style="list-style-type: none"> • CallOffStatusType = "Original" • CallOffHeaderStatusType = "Original" • CallOffLineItemStatusType = "Original" |

Call-Off (Wood)

papiNet Standard - Version 2.31

| | |
|----------------|--|
| Step 2. | <p>Supplier responds with a CallOffConfirmation.</p> <p>Statuses sent within the message:</p> <ul style="list-style-type: none"> • CallOffStatusType = "Accepted" • CallOffHeaderStatusType = "Accepted" • CallOffLineItemStatusType = "Accepted" |
|----------------|--|

Scenario B

| | |
|----------------------|--|
| Message | CallOff |
| Scenario | Original CallOff from Buyer, amended by Supplier, amendments accepted by Buyer |
| Outcome | CallOff is entered into the Supplier's system. Buyer's system is updated to reflect Supplier changes. |
| Initiator | Buyer |
| Receiver | Supplier |
| Preconditions | This scenario assumes the Buyer has previously sent a PurchaseOrder to the Supplier and the Supplier has already Accepted the order. |
| Trigger | None |
| Step 1. | <p>Buyer sends an original CallOff to the Supplier</p> <p>Statuses sent within the message:</p> <ul style="list-style-type: none"> • CallOffStatusType = "Original" • CallOffHeaderStatusType = "Original" • CallOffLineItemStatusType = "Original" |
| Step 2. | <p>Supplier responds with a CallOffConfirmation with amended line item(s).</p> <p>Statuses sent within the message:</p> <ul style="list-style-type: none"> • CallOffStatusType = "Amended" • CallOffHeaderStatusType = "Accepted" • CallOffLineItemStatusType = "Amended" |
| Step 3. | <p>Buyer responds with a Call-off, accepting the amended line item(s).</p> <p>Statuses sent within the message:</p> <ul style="list-style-type: none"> • CallOffStatusType = "Accepted" |

Call-Off (Wood) papiNet Standard - Version 2.31

| | |
|--|--|
| | <ul style="list-style-type: none"> • CallOffHeaderStatusType = "Accepted" • CallOffLineItemStatusType = "Accepted" |
|--|--|

Scenario C

| | |
|----------------------|---|
| Message | CallOff |
| Scenario | Original CallOff from Buyer, CallOffLineItem rejected by Supplier, rejection accepted by Buyer. |
| Outcome | CallOff line item(s) is rejected (not entered) by the Supplier's system. Buyer's system is updated to reflect rejected line item(s). |
| Initiator | Buyer |
| Receiver | Supplier |
| Preconditions | This Use Case assumes the Buyer has previously sent a PurchaseOrder to the Supplier and the Supplier has already Accepted the order. |
| Trigger | None |
| Step 1. | Buyer sends an original CallOff to the Supplier Statuses sent within the message: <ul style="list-style-type: none"> • CallOffStatusType = "Original" • CallOffHeaderStatusType = "Original" • CallOffLineItemStatusType = "Original" |
| Step 2. | Supplier responds with a CallOffConfirmation with Rejected line item(s). Statuses sent within the message: <ul style="list-style-type: none"> • CallOffStatusType = "Amended" • CallOffHeaderStatusType = "Accepted" • CallOffLineItemStatusType = "Rejected" |
| Step 3. | Buyer responds with a CallOff, accepting the rejected line item(s). Statuses sent within the message: <ul style="list-style-type: none"> • CallOffStatusType = "Accepted" • CallOffHeaderStatusType = "Accepted" • CallOffLineItemStatusType = "Accepted" |

Call-Off (Wood)

papiNet Standard - Version 2.31

Scenario D

| | |
|----------------------|--|
| Message | CallOff |
| Scenario | Original CallOff from Buyer, pending status returned by Supplier, accepted status subsequently sent by Supplier. |
| Outcome | CallOff is entered into the Supplier's system. |
| Initiator | Buyer |
| Receiver | Supplier |
| Preconditions | This Use Case assumes the Buyer has previously sent a PurchaseOrder to the Supplier and the Supplier has already Accepted the order. |
| Trigger | None |
| Step 1. | Buyer sends an original CallOff to the Supplier Statuses sent within the message: <ul style="list-style-type: none"> • CallOffStatusType = "Original" • CallOffHeaderStatusType = "Original" • CallOffLineItemStatusType = "Original" |
| Step 2. | Supplier responds with a CallOffConfirmation with one or more line item(s) pending confirmation. Statuses sent within the message: <ul style="list-style-type: none"> • CallOffStatusType = "Amended" • CallOffHeaderStatusType = "Accepted" • CallOffLineItemStatusType = "Pending" |
| Step 3. | Supplier later responds with a CallOffConfirmation, accepting the pending line item(s). Statuses sent within the message: <ul style="list-style-type: none"> • CallOffStatusType = "Accepted" • CallOffHeaderStatusType = "Accepted" • CallOffLineItemStatusType = "Accepted" |

Scenario E

| | |
|----------------|---------|
| Message | CallOff |
|----------------|---------|

Call-Off (Wood) papiNet Standard - Version 2.31

| | |
|----------------------|--|
| Scenario | Amendment to a CallOff Header details sent by Buyer, Amendment accepted by Supplier |
| Outcome | CallOff amendments are entered into the Supplier's system. |
| Initiator | Buyer |
| Receiver | Supplier |
| Preconditions | This Use Case assumes: <ul style="list-style-type: none"> • Buyer has previously sent a PurchaseOrder to the Supplier and Supplier has accepted the order. • Buyer has previously sent a CallOff to the Supplier |
| Trigger | Buyer amends CallOff Header details |
| Step 1. | Buyer sends a CallOff to the Supplier with amended Header details Statuses sent within the message: <ul style="list-style-type: none"> • CallOffStatusType = "Amended" • CallOffHeaderStatusType = "Amended" • CallOffLineItemStatusType = "Accepted" |
| Step 2. | Supplier responds with a CallOffConfirmation with Accepted Header. Statuses sent within the message: <ul style="list-style-type: none"> • CallOffStatusType = "Accepted" • CallOffHeaderStatusType = "Accepted" • CallOffLineItemStatusType = "Accepted" |

Scenario F

| | |
|------------------|--|
| Message | CallOff |
| Scenario | Amendment to a CallOff by Buyer, Supplier amends Buyer's amendment, which is accepted by the Buyer |
| Outcome | Amended CallOff is entered into the Supplier's system. |
| Initiator | Buyer |

Call-Off (Wood) papiNet Standard - Version 2.31

| | |
|----------------------|--|
| Receiver | Supplier |
| Preconditions | <p>This Scenario assumes:</p> <ul style="list-style-type: none"> • The Buyer has previously sent a PurchaseOrder to the Supplier and the Supplier has accepted the order. • The Buyer has previously sent a CallOff to the Supplier |
| Trigger | Buyer amends CallOff Header details |
| Step 1. | <p>Buyer sends a CallOff to the Supplier with amended Header details. Statuses sent within the message:</p> <ul style="list-style-type: none"> • CallOffStatusType = "Amended" • CallOffHeaderStatusType = "Amended" • CallOffLineItemStatusType = "Accepted" |
| Step 2. | <p>Supplier responds with a CallOffConfirmation with further amendments to the Header details.</p> <p>Statuses sent within the message:</p> <ul style="list-style-type: none"> • CallOffStatusType = "Amended" • CallOffHeaderStatusType = "Amended" • CallOffLineItemStatusType = "Accepted" |
| Step 3. | <p>Buyer responds with a CallOff, accepting the amended header details.</p> <p>Statuses sent within the message:</p> <ul style="list-style-type: none"> • CallOffStatusType = "Accepted" • CallOffHeaderStatusType = "Accepted" • CallOffLineItemStatusType = "Accepted" |