



**papiNet**

**Packing List**

**papiNet Standard - Version 2.31**

**Documentation**

**Global Standard for the Paper and Forest  
Products Supply Chain**

**Build V2R31\_20101115**

**Date 2010-12-16**

**Production Release**

# Packing List

## papiNet Standard - Version 2.31

---

### Copyright

Copyright 2000 - 2010 papiNet G.I.E ("papiNet") and International Digital Enterprise Alliance, Inc. ("IDEAlliance") collectively "Copyright Owner". All rights reserved by the Copyright Owner under the laws of the United States, Belgium, the European Economic Community, and all states, domestic and foreign. This document may be downloaded and copied provided that all copies retain and display the copyright and any other proprietary notices contained in this document. This document may not be sold, modified, edited, or taken out of context such that it creates a false or misleading statement or impression as to the purpose or use of the papiNet specification, which is an open standard. Use of this Standard, in accord with the foregoing limited permission, shall not create for the user any rights in or to the copyright, which rights are exclusively reserved to the Copyright Owner.

papiNet, IDEAlliance, and the members of all papiNet Groups (collectively and individually, "Presenters") make no representations or warranties, express or implied, including, but not limited to, warranties of merchantability, fitness for a particular purpose, title, or non-infringement. The presenters do not make any representation or warranty that the contents of this document are free from error, suitable for any purpose of any user, or that implementation of such contents will not infringe any third party patents, copyrights, trademarks or other rights. By making use of this document, the user assumes all risks and waives all claims against Presenters.

In no event shall Presenters be liable to user (or other person) for direct, indirect, special or consequential damages arising from or related to any use of this document, including, without limitation, lost profits, business interruption, loss of programs, or other data on your information handling system even if Presenters are expressly advised of the possibility of such damages.

---

### Use of Documents in papiNet Implementations

Documents may be used as templates for a papiNet implementation. The Presenters grant the right to modify and edit them to fit an actual implementation project provided all copies display the copyright and any other proprietary notices contained in this document. Such modified documents must not be distributed beyond the trading partners implementing or maintaining a papiNet connection.

# Packing List

## papiNet Standard - Version 2.31

---

---

### Table of Contents

Copyright .....	2
Use of Documents in papiNet Implementations .....	2
Table of Contents .....	3
PackingList Documentation .....	4
An Overview of the PackingList Message .....	4
The Scope of the Packing List Message .....	4
Business Rules for PackingList .....	4
Processing the Packing List Message.....	6
PackingList Structure .....	7
Understanding the Diagrams and Content .....	8
Packing List Root Element .....	10
PackingList .....	10
Primary Elements .....	12
PackingListHeader .....	12
PackingUnit .....	14
PackingListItem.....	16
PackingListSummary.....	18
PackingList Business Scenarios.....	19
PackingList Scenario Listing .....	19
Scenario A .....	19
Scenario B .....	20
Scenario C .....	21
Scenario D .....	22
Scenario E .....	23
Scenario F .....	25
Scenario G .....	26
Scenario H.....	27

# Packing List

## papiNet Standard - Version 2.31

---

### PackingList Documentation

---

#### An Overview of the PackingList Message

This message specifies the details of a shipment that is being despatched. A seller sends a PackingList message to the buyer party. A PackingList message fulfils the same or similar role as a Packing List note, or packing list.

The seller should send the PackingList message in sufficient time so the recipient can process the information before the goods arrive. The recipient can then prepare efficiently for the reception of the goods. A PackingList message can trigger either one or more invoices or direct payments.

The PackingList message, is used to communicate to trading partners that a shipment has occurred with details of the items shipped.

---

#### The Scope of the Packing List Message

The Packing List message includes:

- The date on which goods were despatched
- Consignment details for example, purchase order, reel identifiers, and quantities.

Using this information, the buyer can:

- Prepare for receipt of goods.
- Reconcile the physically delivered goods with those contained in the Packing List message.
- Reconcile the list of delivered goods with the invoice(s) for those goods.

A Packing List message cannot be used to return goods to the seller and is complementary to the paper delivery note accompanying the physical goods.

---

#### Business Rules for PackingList

##### General Business Rules

The following table lists the business rules that apply to the PackingList message.

Identifier	Business Rule
PCK001	A PackingList can have only one ShipToParty.
PCK002	Each PackingList contains one and only one PackingListHeader
PCK003	Each PackingList can contain one or more PackingUnit
PCK004	Each PackingUnit can contain one or more PackingListItem

## Packing List

### papiNet Standard - Version 2.31

Identifier	Business Rule
<b>PCK005</b>	A PackingListItem contains a reference to one and only one PurchaseOrder and one and only one PurchaseOrderLineItem of that PurchaseOrder.
<b>PCK006</b>	Each PackingListItem must be defined by the PackingListItemNumber, which is a sequential number unique within the PackingUnit.
<b>PCK007</b>	If the PackingListItemType is Reel, then each PackingListItem must be uniquely defined by the PackingListItem/Identifier.
<b>PCK008</b>	If the PackingListItemType is not Reel (e.g. Sheet), then each PackingListItem can be defined by the PackingListItem/Identifier, using a serial number or batch number, which is not necessarily unique.
<b>PCK009</b>	Each PackingUnit refers to only one Packing Unit (e.g. Pallet, Stack, or Container), which may contain products from several PurchaseOrderLineItem(s) and PurchaseOrder(s).
<b>PCK010</b>	Each PackingListItem refers to only one PackingUnit which can contain only one product from only one PurchaseOrderLineItem (which comes from only one PurchaseOrder).
<b>PCK011</b>	A PackingListItem enumerates delivered physical items.
<b>PCK012</b>	PackingList messages must be processed in ascending date time order using PackingListDate to ensure the correct processing of replacements and/or cancellations. (TransactionHistoryNumber can also be used.)
<b>PCK013</b>	If the seller sets the PackingListStatusType attribute to "Replaced" or "Cancelled", the PackingListNumber must be the same as for the original PackingList this message is replacing or cancelling.
<b>PCK014</b>	PackingListItem(s) are required for a PackingList.
<b>PCK015</b>	If a PackingList is cancelled, the cancellation message has to contain the same content that is, PackingUnit(s) and PackingListItem(s), as in the original PackingList to be cancelled.

## Packing List papiNet Standard - Version 2.31

Identifier	Business Rule
<b>PCK016</b>	After a Cancellation, only a new Original with a new unique PackingListNumber can be sent, so a PackingListNumber cannot be reused.

### Processing the Packing List Message

The PackingList Message has only one status field—PackingListStatusType at the message level. The seller or a representative of the seller is the only party that sends a PackingList message. The message can be sent with one of three values in the PackingListStatusType field.

### Status Values Used When Processing the Packing List Message

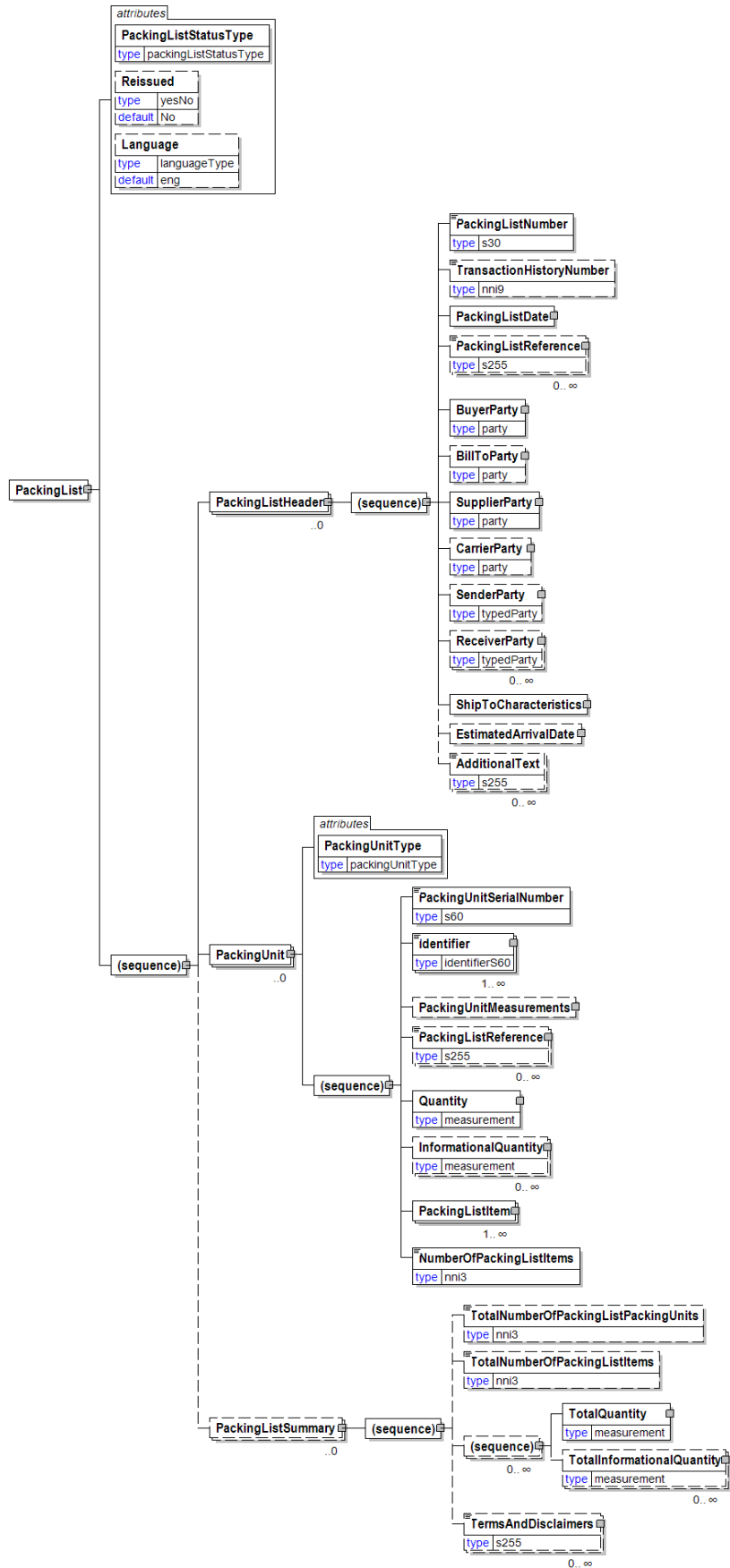
The status of the Packing List message is communicated using the attribute choices of the PackingListStatusType of:

- Original - Indicates that this is the first transmission of the message. This should be a unique number.
- Cancelled - Indicates that the seller wants to cancel the message.
  - Per business rule PCK020, the seller must use the same PackingListNumber as in the original message to be cancelled.
- Replaced – Indicates that the seller wants to replace the message.
  - Per business rule PCK020, the seller must use the same PackingListNumber as in the original message to be replaced.
  - Per Business rule PCK023, the seller cannot send a Replace if the message has been cancelled before.

# Packing List

## papiNet Standard - Version 2.31

### PackingList Structure



# Packing List

## papiNet Standard - Version 2.31

---

---

### Understanding the Diagrams and Content

This section provides a graphical view of the schema structures, a discussion of the item's children. You can find additional information about papiNet and the standard at [www.papiNet.org](http://www.papiNet.org).

The graphics contain content model indicators, cardinality indicators, and data type information.

Associated with each graphic are the definitions for the parent item and any associated child items. All attributes are listed first, followed by the elements.

The following information should help you interpret and understand this standard. Please note the following:

- Content Model and Cardinality operate together to determine if the element or attribute are required in the instance document.
- The same attribute can never appear multiple times in the same element so, you will never see a multiple cardinality indicator.

#### Content model indicators:

There are three possible types of content: "sequence", "choice", and "all". The papiNet standard currently does not use the "all" construct.

- (sequence)

The sequence of the items to the right of the graphic (or below the text) is required.

- (choice)

A choice of the items to the right of the graphic (or below the text) is permitted.

- (all)

All the items to the right of the graphic are required.

#### Cardinality indicators:

- Dotted line around element or attribute.

A single instance of the item can optionally exist.

- Dotted line around item with range indicated below.

Multiple instances of the item can optionally exist.

- Solid line around item.

A single instance of the item must exist.

- Solid line around item with range indicated below

At least one instance must exist; multiple instances can optionally exist.

#### Datatype indication:

When a data type is assigned to an element (either a simple type or complex type) the name of the data type is presented beneath the item name in the graphic.

- In some cases additional information about the data type is presented (the default value).

Elements can either have content that is textual/numeric in nature or content that is made up of additional elements and/or attributes.

- When the content is textual/numeric in nature "three straight horizontal



## **Packing List**

### **papiNet Standard - Version 2.31**

---

---

lines" will appear in the upper left-hand corner of the graphic. Pay attention to these elements because they are where you will be entering your information.

- When the content is made up of additional elements and/or attributes a "gray-box" will appear on the right-hand side of the graphic.
- If the graphic shows both the horizontal lines and the gray-box then, in the papiNet standard, the content below the element are attributes.

# Packing List

## papiNet Standard - Version 2.31

### Packing List Root Element

#### PackingList

The root element of the Packing List message.

##### **PackingListStatusType [attribute]**

*PackingListStatusType is mandatory. A single instance is required.*

Attribute is used to identify the PackingList status.

*This item is restricted to the following list.*

##### **Cancelled**

The supplied information has been cancelled. Items that have been cancelled are not included in totals on the summary levels of the e-document.

##### **Original**

The supplied information is the first version of that information.

##### **Replaced**

The supplied information is replacing earlier supplied information. The receiver should revalidate the information in their system based upon the entire information received.

##### **Language [attribute]**

*Language is optional. A single instance might exist.*

XML has embraced 2 and 3 digit language codes through the application of an addendum to the standard.

Information on the content of this attribute is available at <http://www.loc.gov/standards/iso639-2/> this is the official site of the ISO 639-2 Registration Authority.

- <http://www.w3.org/International/O-HTML-tags.html> provides an explanation of the errata updating XML.
- <http://www.ietf.org/rfc/rfc3066.txt> is the key document that is referenced in the above errata.

##### **Reissued [attribute]**

*Reissued is optional. A single instance might exist.*

Either "Yes" or "No".

*This item is restricted to the following list.*

**Yes**

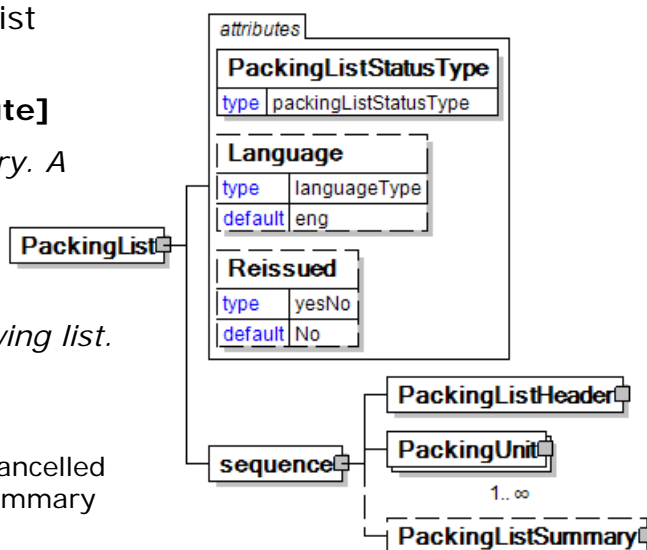
**No**

##### **(sequence)**

*The contents of (sequence) are mandatory. A single instance is required.*

##### **PackingListHeader**

*PackingListHeader is mandatory. A single instance is required.*



# Packing List

## papiNet Standard - Version 2.31

---

Information that is applicable to every item on the Packing List message.

### **PackingUnit**

*PackingUnit is mandatory. One instance is required, multiple instances might exist.*

Describes the major unit of packing the materials in the shipment.

### **PackingListSummary**

*PackingListSummary is optional. A single instance might exist.*

PackingListSummary contains summary information applicable to the entire PackingList.

# Packing List

## papiNet Standard - Version 2.31

### Primary Elements

#### PackingListHeader

Information that is applicable to every item on the Packing List message.

**(sequence)**

*The contents of (sequence) are mandatory. A single instance is required.*

##### PackingListNumber

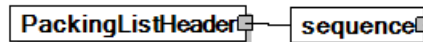
*PackingListNumber is mandatory. A single instance is required.*

The packing list identifying number.

##### TransactionHistoryNumber

*TransactionHistoryNumber is optional. A single instance might exist.*

A sequential number that keeps track of the version of a document being sent by the document originator except in the case where TransactionHistoryConfirmation is used, in which case the TransactionHistoryNumber refers to the trigger transaction for which the confirmation is being sent.



##### PackingListDate

*PackingListDate is mandatory. A single instance is required.*

Used to identify the issue date of the PackingList transaction.

##### PackingListReference

*PackingListReference is optional. Multiple instances might exist.*

Element used to identify any external or associated documents, identifiers, etc.

##### BuyerParty

*BuyerParty is mandatory. A single instance is required.*

The legal entity to which the product is sold. Also commonly referred to as the sold-to party or customer. If no OtherParty is defined as the Payer, the Buyer is the Payer.

##### BillToParty

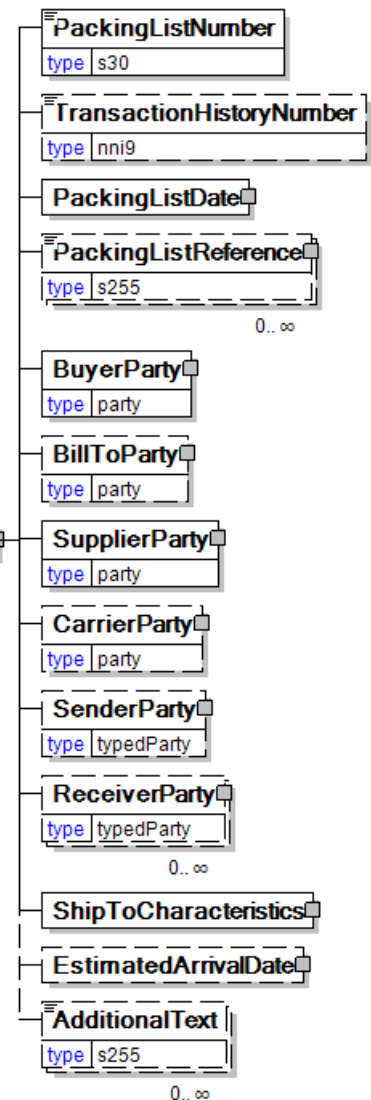
*BillToParty is optional. A single instance might exist.*

The address where the invoice is to be sent.

##### SupplierParty

*SupplierParty is mandatory. A single instance is required.*

The organisation or business entity responsible for providing the product. SupplierParty is also the seller of the product, if Seller is not specified as OtherParty



# Packing List

## papiNet Standard - Version 2.31

---

= Seller.

### **CarrierParty**

*CarrierParty is optional. A single instance might exist.*

The party performing the transport of the product from the pickup location to the ship-to location; could be a hauler.

### **SenderParty**

*SenderParty is optional. A single instance might exist.*

The business entity issuing the business document, the source of the document.

- This is the same entity as the "From" party in the ebXML message service envelope. The entity responsible for the content. If the sender party has outsourced the transmission function to a third party the sender party is the original party not the party performing the transmission service.

### **ReceiverParty**

*ReceiverParty is optional. Multiple instances might exist.*

The business entity for whom the business document is intended, the destination of the document.

- This is the same entity as the "To" party in the ebXML message service envelop. The entity interested in the content. If the receiver party has outsourced the message receipt function to a third party the receiver party is the intended party not the party performing the receiving process.

### **ShipToCharacteristics**

*ShipToCharacteristics is mandatory. A single instance is required.*

A group item that provides information important for the Ship-To Party.

A group item that provides information important for the Ship-To Party. ShipToCharacteristics may be referenced at both the header and line item level. The reference at the header is required and acts as a default for the value at the line level, unless overridden at the line level.

### **EstimatedArrivalDate**

*EstimatedArrivalDate is optional. A single instance might exist.*

An estimation of the arrival date.

### **AdditionalText**

*AdditionalText is optional. Multiple instances might exist.*

A text field that is used to communicate information not previously defined or for special instructions. To be used only for circumstances not covered by specific elements.

# Packing List

## papiNet Standard - Version 2.31

### PackingUnit

Describes the major unit of packing the materials in the shipment.

#### PackingUnitType [attribute]

*PackingUnitType is mandatory. A single instance is required.*

Attribute used to identify the type of this packing unit.

*This item is restricted to the following list.*

- Container**
- Pallet**
- Stack**
- Other**

#### (sequence)

*The contents of (sequence) are mandatory. A single instance is required.*

#### PackingUnitSerialNumber

*PackingUnitSerialNumber is mandatory. A single instance is required.*

The serial number of the packing unit.

#### Identifier

*Identifier is mandatory. One instance is required, multiple instances might exist.*

An Identifier is required for packages and items (pallets, reel packages, boxes, ream items, reel items, etc). The Identifier element contains the actual item identifier code. Identifier is repeatable so more than one identifier can be communicated. For example, the printed identifier on a label may be different from the barcode printed on the label.

#### PackingUnitMeasurements

*PackingUnitMeasurements is optional. A single instance might exist.*

A group element construct detailing the measurements, height, weight, and length, of the specified packing unit.

#### PackingListReference

*PackingListReference is optional. Multiple instances might exist.*

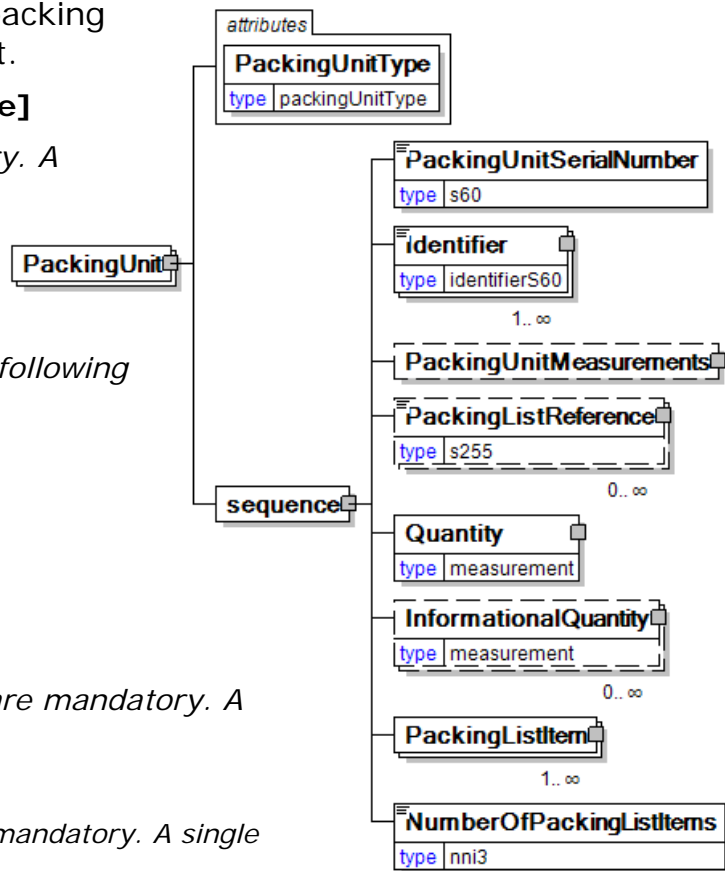
Element used to identify any external or associated documents, identifiers, etc.

#### Quantity

*Quantity is mandatory. A single instance is required.*

The Quantity element contains attributes that provide information about the type of quantity that is being communicated, the context in which the particular quantity is to be viewed, and (if the quantity represents an adjustment) an adjustment type.

The Quantity element contains three child elements that enable you to



# Packing List

## papiNet Standard - Version 2.31

---

communicate a range of values for the quantity and a target or actual value. It is at this level (Value, RangeMin, and RangeMax) that the unit of measure is specified. This permits the range to be specified in a different unit of measure than the target.

### **InformationalQuantity**

*InformationalQuantity is optional. Multiple instances might exist.*

A quantity given in a valid UOM used for information purposes only (not for calculation). For example, an ordered quantity was 100 reels as opposed to the invoice quantity of 20,000 pounds.

### **PackingListItem**

*PackingListItem is mandatory. One instance is required, multiple instances might exist.*

The required element PackingListItem refers to one and only one PurchaseOrder and one and only one PurchaseOrderLineItem of that PurchaseOrder.

### **NumberOfPackingListItems**

*NumberOfPackingListItems is mandatory. A single instance is required.*

The number of packing list items in a PackingUnit of the PackingList.

# Packing List

## papiNet Standard - Version 2.31

### PackingListItem

The required element PackingListItem refers to one and only one PurchaseOrder and one and only one PurchaseOrderLineItem of that PurchaseOrder.

#### PackingListItemType [attribute]

*PackingListItemType is mandatory. A single instance is required.*

This attribute is used to identify the type of package configuration the item is. To help with physical identification.

*This item is restricted to the following list.*

- Box**
- Ream**
- Reel**
- Sheet**

#### Other (sequence)

*The sequence of items below is mandatory. A single instance is required.*

#### PackingListItemNumber

*PackingListItemNumber is mandatory. A single instance is required.*

Used to uniquely identify this item within the packing list.

#### Identifier

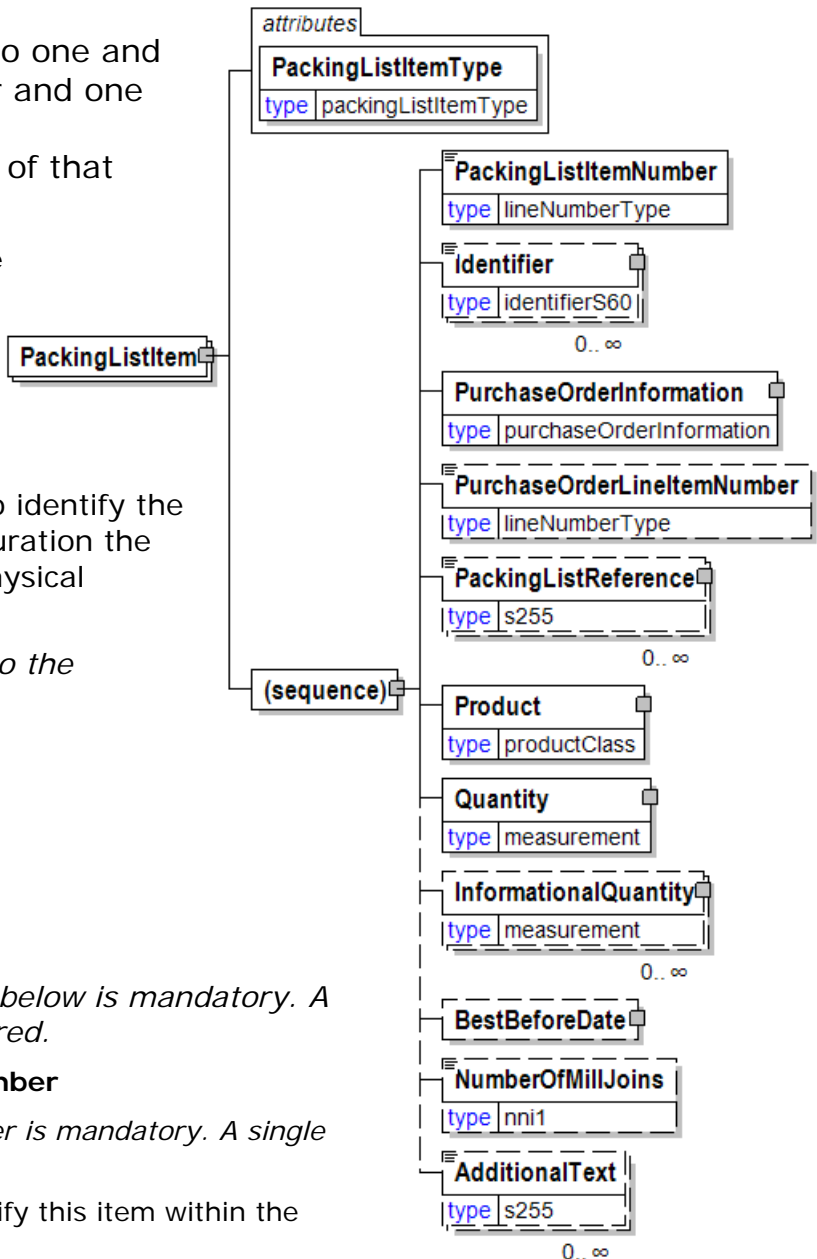
*Identifier is optional. Multiple instances might exist.*

An Identifier is required for packages and items (pallets, reel packages, boxes, ream items, reel items, etc). The Identifier element contains the actual item identifier code. Identifier is repeatable so more than one identifier can be communicated. For example, the printed identifier on a label may be different from the barcode printed on the label.

#### PurchaseOrderInformation

*PurchaseOrderInformation is mandatory. A single instance is required.*

A group item containing information unique to this purchase order, which is provided by the buyer. PurchaseOrderInformation can be optional in the supply chain. Invoices are created without having a Purchase Order in Vendor Managed Inventory. Freight invoices also will not have a Purchase Order number.





# Packing List

## papiNet Standard - Version 2.31

---

---

### **PurchaseOrderLineItemNumber**

*PurchaseOrderLineItemNumber is optional. A single instance might exist.*

The sequential number that uniquely identifies the purchase order line item.

### **PackingListReference**

*PackingListReference is optional. Multiple instances might exist.*

Element used to identify any external or associated documents, identifiers, etc.

### **Product**

*Product is mandatory. A single instance is required.*

Product is a group item defining the article and its characteristics. Product is used to specify product characteristics organized by ProductIdentifier, ProductDescription, and Classification. Book Manufacturing, Label Stock, Paper, Pulp, Recovered Paper, Wood Products, and Virgin Fibre market segments have defined their product characteristics and conversion features for implementation in papiNet.

### **Quantity**

*Quantity is mandatory. A single instance is required.*

The Quantity element contains attributes that provide information about the type of quantity that is being communicated, the context in which the particular quantity is to be viewed, and (if the quantity represents an adjustment) an adjustment type.

The Quantity element contains three child elements that enable you to communicate a range of values for the quantity and a target or actual value. It is at this level (Value, RangeMin, and RangeMax) that the unit of measure is specified. This permits the range to be specified in a different unit of measure than the target.

### **InformationalQuantity**

*InformationalQuantity is optional. Multiple instances might exist.*

A quantity given in a valid UOM used for information purposes only (not for calculation). For example, an ordered quantity was 100 reels as opposed to the invoice quantity of 20,000 pounds.

### **BestBeforeDate**

*BestBeforeDate is optional. A single instance might exist.*

The date, prior to which, the product is suggested to be used.

### **NumberOfMillJoins**

*NumberOfMillJoins is optional. A single instance might exist.*

The number of joins in the reel.

### **AdditionalText**

*AdditionalText is optional. Multiple instances might exist.*

A text field that is used to communicate information not previously defined or for special instructions. To be used only for circumstances not covered by specific elements.

# Packing List

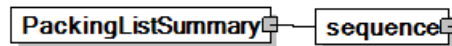
## papiNet Standard - Version 2.31

### PackingListSummary

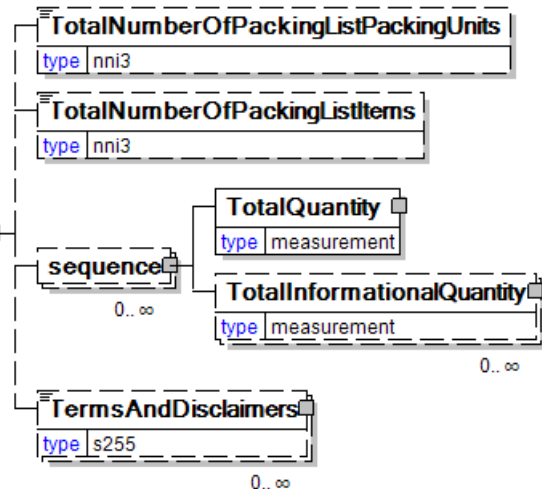
PackingListSummary contains summary information applicable to the entire PackingList.

#### (sequence)

The contents of (sequence) are



mandatory. A single instance is required.



#### TotalNumberOfPackingListPackingUnits

TotalNumberOfPackingListPackingUnits is optional. A single instance might exist.

TotalNumberOfPackingListPackingUnits

#### TotalNumberOfPackingListItems

TotalNumberOfPackingListItems is optional. A single instance might exist.

Total Number Of Packing List Items

#### (sequence)

The contents of (sequence) are optional. Multiple instances might exist.

#### TotalQuantity

TotalQuantity is mandatory. A single instance is required.

The total quantity of similar items in the business document. TotalQuantity is primarily used in the summary section of documents where it is repeatable to permit totaling for different units of measure.

#### TotalInformationalQuantity

TotalInformationalQuantity is optional. Multiple instances might exist.

A quantity that is used to communicate related information about the parent element. This element represents a total that is derived from individual line items.

#### TermsAndDisclaimers

TermsAndDisclaimers is optional. Multiple instances might exist.

An element that contains legal information with an indication of what the Language is.

# Packing List

## papiNet Standard - Version 2.31

### PackingList Business Scenarios

#### PackingList Scenario Listing

<b>Scenario A</b>	A PackingList is sent that specifies reels packed on pallets for a single purchase order.
<b>Scenario B</b>	A PackingList is sent that specifies several purchase orders delivered together. The delivery consists of reels packed on pallets. Each pallet is produced for a single purchase order.
<b>Scenario C</b>	A PackingList is sent that specifies several purchase orders delivered together. The delivery consists of reels packed on pallets. Pallets combine products from different purchase orders.
<b>Scenario D</b>	A PackingList is sent that specifies reels packed in stacks for a single purchase order.
<b>Scenario E</b>	A PackingList is sent that contains sheets packed in reams which are on pallets for a single purchase order.
<b>Scenario F</b>	A PackingList is sent that contains sheets packed in reams on one pallet from different purchase orders.
<b>Scenario G</b>	A PackingList is sent that corrects an erroneous PackingList.
<b>Scenario H</b>	A PackingList is sent that cancels an erroneous PackingList.

#### Scenario A

<b>Message</b>	PackingList
<b>Scenario</b>	A PackingList is sent that specifies reels packed on pallets for a single purchase order.
<b>Outcome</b>	Delivery is recorded as shipped in the Buyer's system
<b>Initiator</b>	Supplier
<b>Receiver</b>	Buyer
<b>Trigger</b>	Goods are ready for Delivery
<b>Step 1.</b>	Supplier sends a PackingList that corresponds to one PurchaseOrder. Pallet is the highest packing level in the Use Case. Each PackingUnit specifies a pallet that is sent and is described the following way

## Packing List papiNet Standard - Version 2.31

	<p>:</p> <ul style="list-style-type: none"> <li>• PackingUnitType is "Pallet"</li> <li>• Identifier is the unique identifier of the pallet</li> <li>• PackingListReference can contain the supplier specific identification of the purchase order/purchase order line for which the pallet was created</li> <li>• PackingUnitMeasurements describes the dimensions of the pallet</li> <li>• Quantity tells the quantity of material on the pallet</li> <li>• Informational quantity can contain gross weight and/or net weight of the pallet</li> </ul> <p>PackingListItem details each Reel on the pallet :</p> <ul style="list-style-type: none"> <li>• PackingListItemType is "Reel"</li> <li>• Identifier is the unique identifier of the Reel</li> <li>• PurchaseOrderInformation and PurchaseOrderLineItemNumber refer to the purchase order in the buyer's system for which the PackingListItem was produced.</li> <li>• PurchaseOrderInformation has the same value for all PackingListItem in the PackingList.</li> <li>• PackingListReference can contain supplier specific identification of the purchase order/purchase order line for which the PackingListItem was produced</li> </ul> <p>Statuses sent within the message:</p> <ul style="list-style-type: none"> <li>• PackingListStatusType = "Original"</li> </ul>
--	--

### Scenario B

<b>Message</b>	PackingList
<b>Scenario</b>	A PackingList is sent that specifies several purchase orders delivered together. The delivery consists of reels packed on pallets. Each pallet is produced for a single purchase order.
<b>Outcome</b>	Delivery is recorded as shipped in the Buyer's system
<b>Initiator</b>	Supplier
<b>Receiver</b>	Buyer
<b>Trigger</b>	Goods are ready for Delivery
<b>Step 1.</b>	Supplier sends a PackingList that corresponds to the

## Packing List

### papiNet Standard - Version 2.31

	<p>delivery of several Purchase Orders. Pallet is the highest packing level in the Use Case. Each PackingUnit specifies a pallet that is sent and is described the following way :</p> <ul style="list-style-type: none"> <li>• PackingUnitType is "Pallet"</li> <li>• Identifier is the unique identifier of the pallet</li> <li>• PackingListReference can contain the supplier specific identification of the purchase order/purchase order line for which the pallet was produced</li> <li>• PackingUnitMeasurements for the pallet</li> <li>• Quantity tells the quantity of material on the pallet</li> <li>• Informational quantity can contain gross weight and/or net weight of the pallet</li> </ul> <p>PackingListItem details each Reel on the pallet :</p> <ul style="list-style-type: none"> <li>• PackingListItemType is "Reel"</li> <li>• Identifier is the unique identifier of the Reel</li> <li>• PurchaseOrderInformation and PurchaseOrderLineItemNumber refer to the purchase order in the buyer's system for which the PackingListItem was produced.</li> <li>• PurchaseOrderInformation is different for different PackingListItem in the PackingList but is the same for all PackingListItem within the same PackingUnit.</li> <li>• PackingListReference can contain supplier specific identification of the purchase order/purchase order line for which the PackingListItem was produced</li> </ul> <p>Statuses sent within the message:</p> <ul style="list-style-type: none"> <li>• PackingListStatusType = "Original"</li> </ul>
--	---

#### Scenario C

<b>Message</b>	PackingList
<b>Scenario</b>	A PackingList is sent that specifies several purchase orders delivered together. The delivery consists of reels packed on pallets. Pallets combine products from different purchase orders.
<b>Outcome</b>	Delivery is recorded as shipped in the Buyer's system
<b>Initiator</b>	Supplier

## Packing List

### papiNet Standard - Version 2.31

<b>Receiver</b>	Buyer
<b>Trigger</b>	Goods are ready for Delivery
<b>Step 1.</b>	<p>Supplier sends a PackingList that corresponds to the delivery of several Purchase Orders. Pallet is the highest packing level in the Use Case. Each PackingUnit specifies a pallet that is sent and is described the following way :</p> <ul style="list-style-type: none"> <li>• PackingUnitType is "Pallet"</li> <li>• Identifier is the unique identifier of the pallet</li> <li>• PackingListReference can contain the supplier specific identification of the purchase order/purchase order line for which the pallet was produced</li> <li>• PackingUnitMeasurements describes the dimensions of the pallet</li> <li>• Quantity tells the quantity of material on the pallet</li> <li>• Informational quantity can contain gross weight and/or net weight of the pallet</li> </ul> <p>PackingListItem details each Reel on the pallet:</p> <ul style="list-style-type: none"> <li>• PackingListItemType is "Reel"</li> <li>• Identifier is the unique identifier of the Reel</li> <li>• PurchaseOrderInformation and PurchaseOrderLineItemNumber refer to the purchase order in the buyer's system for which the PackingListItem was produced.</li> <li>• PurchaseOrderInformation is different for different PackingListItem within the same PackingUnit.</li> <li>• PackingListReference can contain supplier specific identification of the purchase order/purchase order line for which the PackingListItem was produced</li> </ul> <p>Statuses sent within the message:</p> <ul style="list-style-type: none"> <li>• PackingListStatusType = "Original"</li> </ul>

#### Scenario D

<b>Message</b>	PackingList
<b>Scenario</b>	A PackingList is sent that specifies reels packed in stacks for a single purchase order.
<b>Outcome</b>	Delivery is recorded as shipped in the Buyer's

## Packing List papiNet Standard - Version 2.31

	system
<b>Initiator</b>	Supplier
<b>Receiver</b>	Buyer
<b>Trigger</b>	Goods are ready for Delivery
<b>Step 1.</b>	<p>Supplier sends a PackingList that corresponds to one PurchaseOrder. Stack is the highest packing level in the Use Case. Each PackingUnit specifies a stack that is sent and is described the following way:</p> <ul style="list-style-type: none"> <li>• PackingUnitType is "Stack"</li> <li>• Identifier is the unique identifier of the stack</li> <li>• PackingListReference can contain the supplier specific identification of the purchase order/purchase order line for which the stack was produced</li> <li>• PackingUnitMeasurements for the dimensions of the stack</li> <li>• Quantity tells the quantity of material which composes the stack</li> <li>• Informational quantity can contain gross weight and/or net weight of the stack</li> </ul> <p>PackingListItem details each Reel in the stack:</p> <ul style="list-style-type: none"> <li>• PackingListItemType is "Reel"</li> <li>• Identifier is the unique identifier of the Reel</li> <li>• PurchaseOrderInformation and PurchaseOrderLineItemNumber refer to the purchase order in the buyer's system for which the PackingListItem was produced. PurchaseOrderInformation has the same value for all PackingListItem(s) in the PackingList.</li> <li>• PackingListReference can contain supplier specific identification of the purchase order/purchase order line for which the PackingListItem was produced</li> </ul> <p>Statuses sent within the message:</p> <ul style="list-style-type: none"> <li>• PackingListStatusType = "Original"</li> </ul>

### Scenario E

<b>Message</b>	PackingList
<b>Scenario</b>	A PackingList is sent that contains sheets packed in reams which are on pallets for a single purchase order.

## Packing List

### papiNet Standard - Version 2.31

<b>Outcome</b>	Delivery is recorded as shipped in the Buyer's system
<b>Initiator</b>	Supplier
<b>Receiver</b>	Buyer
<b>Trigger</b>	Goods are ready for Delivery
<b>Step 1.</b>	<p>Supplier sends a PackingList that corresponds to one PurchaseOrder. Pallet is the highest packing level in the Use Case. Each PackingUnit specifies a pallet that is sent and is described the following way:</p> <ul style="list-style-type: none"> <li>• PackingUnitType is "Pallet"</li> <li>• Identifier is the unique identifier of the pallet</li> <li>• PackingListReference can contain the supplier specific identification of the purchase order/purchase order line for which the pallet was produced</li> <li>• PackingUnitMeasurements describes the dimensions of the pallet</li> <li>• Quantity tells the quantity of material on the pallet</li> <li>• Informational quantity can contain gross weight and/or net weight of the pallet.</li> </ul> <p>There is one PackingListItem occurrence per PurchaseOrder/PurchaseOrderLineNumber combination which gives detailed information about the sheets on the pallet and their references to the buyer's purchase order:</p> <ul style="list-style-type: none"> <li>• PackingListItemType is "Ream"</li> <li>• Identifier is a running number in the PackingUnit to identify each entity of PurchaseOrder/PurchaseOrderLineNumber/Supplier Order/Supplier Order Line (optionally by using PurchaseOrderReference) combination. It does not refer to a specific Ream.</li> <li>• InformationalQuantity can hold the number of reams for each PackingListItem</li> <li>• PurchaseOrderInformation and PurchaseOrderLineNumber refer to the purchase order in the buyer's system that is being delivered. PurchaseOrderInformation has the same value for all PackingListItem(s) in the PackingList.</li> <li>• PackingListReference can contain supplier specific identification of the purchase order/purchase order line for which the PackingListItem was produced</li> </ul>



## Packing List

### papiNet Standard - Version 2.31

	Statuses sent within the message: <ul style="list-style-type: none"> <li>• PackingListStatusType = "Original"</li> </ul>
--	--

#### Scenario F

<b>Message</b>	PackingList
<b>Scenario</b>	A PackingList is sent that contains sheets packed in reams on one pallet from different purchase orders.
<b>Outcome</b>	Delivery is recorded as shipped in the Buyer's system
<b>Initiator</b>	Supplier
<b>Receiver</b>	Buyer
<b>Trigger</b>	Goods are ready for Delivery
<b>Step 1.</b>	<p>Supplier sends a PackingList that corresponds to different Purchase Orders. Pallet is the highest packing level in the Use Case. Each PackingUnit specifies a pallet that is sent and is described the following way:</p> <ul style="list-style-type: none"> <li>• PackingUnitType is "Pallet"</li> <li>• Identifier is the unique identifier of the pallet</li> <li>• PackingListReference can contain the supplier specific identification of the purchase orders/purchase order lines for which the pallet was produced</li> <li>• PackingUnitMeasurements describes the dimensions of the pallet</li> <li>• Quantity tells the quantity of material on the pallet</li> <li>• Informational quantity can contain gross weight and/or net weight of the pallet</li> </ul> <p>There is one PackingListItem occurrence per PurchaseOrder/PurchaseOrderLineItem/SupplierOrder/SupplierOrderLine (optionally by using PurchaseOrderReference) combination which gives detailed information about the sheets on the pallet and their references to the buyer's purchase order:</p> <ul style="list-style-type: none"> <li>• PackingListItemType is "Ream"</li> <li>• Identifier is a running number in the PackingUnit to identify each entity of PurchaseOrder/PurchaseOrderLineItemNumber/SupplierOrder/SupplierOrderLine combination. It does not refer to a specific Ream.</li> <li>• InformationalQuantity can hold the number of</li> </ul>

## Packing List

### papiNet Standard - Version 2.31

	<p>reams for each PackingListItem</p> <ul style="list-style-type: none"> <li>• PurchaseOrderInformation and PurchaseOrderLineItemNumber refer to the purchase order in the buyer's system that is being delivered. PurchaseOrderInformation has the same value for all PackingListItem in the PackingList.</li> <li>• PackingListReference(s) can contain supplier specific identification of the purchase orders/purchase order lines for which the PackingListItem was produced</li> </ul> <p>Statuses sent within the message:</p> <ul style="list-style-type: none"> <li>• PackingListStatusType = "Original"</li> </ul>
--	--

#### Scenario G

<b>Message</b>	PackingList
<b>Scenario</b>	A PackingList is sent that corrects an erroneous PackingList.
<b>Outcome</b>	The Original Packing List Information is removed from the Buyer's System and is replaced by the Replacement Packing List Information.
<b>Initiator</b>	Supplier
<b>Receiver</b>	Buyer
<b>Preconditions</b>	Goods were ready for Delivery and an Original PackingList was sent. The Delivery is in error and should be replaced.
<b>Step 1.</b>	Supplier sends an "Original" Packing List Message that corresponds to one or more PurchaseOrderInformation, PurchaseOrderLineItemNumber combinations and includes PackingUnit and PackingListItem information.
<b>Step 2.</b>	An error in the original PackingList is noted.
<b>Step 3.</b>	Supplier replaces the entire PackingList. PackingListStatusType is set to "Replaced". The new message contains full replacement information. <ul style="list-style-type: none"> <li>• The new PackingList has the same PackingListNumber as the "Original" PackingList</li> </ul>

## Packing List

### papiNet Standard - Version 2.31

#### Scenario H

<b>Message</b>	Packing List
<b>Scenario</b>	An erroneous PackingList is cancelled.
<b>Outcome</b>	The Cancelled Packing List Information is removed from the Buyer's systems.
<b>Initiator</b>	Supplier
<b>Receiver</b>	Buyer
<b>Preconditions</b>	Goods were ready for Delivery and an Original PackingList was sent. The Delivery is in error and should be cancelled.
<b>Step 1.</b>	Supplier sends an "Original" Packing List Message that corresponds to one or more PurchaseOrderInformation, PurchaseOrderLineItemNumber combinations and includes PackingUnit and PackingListItem(s) information.
<b>Step 2.</b>	An error in the original PackingList is noted, which creates a need for the cancellation of that message.
<b>Step 3.</b>	Supplier cancels the PackingList Message. <ul style="list-style-type: none"> <li>• PackingListStatusType is set to "Cancelled". Otherwise, the new message contains the same content as the "Original" PackingList.</li> <li>• The cancelling PackingList has the same PackingListNumber as the "Original" PackingList</li> </ul>