



papiNet

Shipment Status

papiNet Standard - Version 2.31

Documentation

**Global Standard for the Paper and Forest
Products Supply Chain**

Build V2R31_20101115

Date 2010-12-16

Production Release

Shipment Status

papiNet Standard - Version 2.31

Copyright

Copyright 2000 - 2010 papiNet G.I.E ("papiNet") and International Digital Enterprise Alliance, Inc. ("IDEAlliance") collectively "Copyright Owner". All rights reserved by the Copyright Owner under the laws of the United States, Belgium, the European Economic Community, and all states, domestic and foreign. This document may be downloaded and copied provided that all copies retain and display the copyright and any other proprietary notices contained in this document. This document may not be sold, modified, edited, or taken out of context such that it creates a false or misleading statement or impression as to the purpose or use of the papiNet specification, which is an open standard. Use of this Standard, in accord with the foregoing limited permission, shall not create for the user any rights in or to the copyright, which rights are exclusively reserved to the Copyright Owner.

papiNet, IDEAlliance, and the members of all papiNet Groups (collectively and individually, "Presenters") make no representations or warranties, express or implied, including, but not limited to, warranties of merchantability, fitness for a particular purpose, title, or non-infringement. The presenters do not make any representation or warranty that the contents of this document are free from error, suitable for any purpose of any user, or that implementation of such contents will not infringe any third party patents, copyrights, trademarks or other rights. By making use of this document, the user assumes all risks and waives all claims against Presenters.

In no event shall Presenters be liable to user (or other person) for direct, indirect, special or consequential damages arising from or related to any use of this document, including, without limitation, lost profits, business interruption, loss of programs, or other data on your information handling system even if Presenters are expressly advised of the possibility of such damages.

Use of Documents in papiNet Implementations

Documents may be used as templates for a papiNet implementation. The Presenters grant the right to modify and edit them to fit an actual implementation project provided all copies display the copyright and any other proprietary notices contained in this document. Such modified documents must not be distributed beyond the trading partners implementing or maintaining a papiNet connection.

Shipment Status

papiNet Standard - Version 2.31

Table of Contents

Copyright	2
Use of Documents in papiNet Implementations	2
Table of Contents	3
ShipmentStatus Documentation	4
An Overview of the Shipment Status	4
The Scope of the Shipment Status	4
Message Types.....	4
Business Rules for ShipmentStatus	4
Processing the Shipment Status.....	4
ShipmentStatus Structure.....	7
Understanding the Diagrams and Content	8
Shipment Status Root Element.....	10
ShipmentStatus	10
Primary Elements	11
ShipmentStatusHeader.....	11
ShipmentStatusShipment	12
ShipmentEventInformation	14
ShipmentStatus Business Scenarios	16
ShipmentStatus Scenario Listing.....	16
Scenario A.....	16
Scenario B.....	17
Scenario C.....	18
Scenario D	19
Scenario E	19
Scenario F	20
Scenario G	20
Scenario H.....	21
Scenario I	22

Shipment Status

papiNet Standard - Version 2.31

ShipmentStatus Documentation

An Overview of the Shipment Status

The ShipmentStatus is sent to communicate the status of a shipment or consignment with references to other documents. Typically, a ShipmentStatus e-business document is sent from the forwarder or carrier to the consignor / forwarder.

The Scope of the Shipment Status

The ShipmentStatus is used to communicate the current status of a shipment and its current location within the transport journey. The ShipmentStatus can also be used to communicate changes to the delivery date/time due to transport issues. Forwarders and carriers typically provide this information.

Message Types

This e-business document has no special types associated with it.

Business Rules for ShipmentStatus

General Business Rules

The following table lists the business rules that apply to a ShipmentStatus e-business document.

Identifier	Business Rule
SS001	The ShipmentStatus e-business document refers to a shipment. Questions regarding products or orders will be answered with the InventoryStatus or OrderStatus message.
SS002	The ShipmentStatus e-business document supports communication of cumulative events. For example, a daily update reflecting each of the statuses of a shipment for that day.
SS003	Update of status information for a specific shipment should be done in ascending time order using ShipmentStatusIssueDate to ensure correct processing of update.

Processing the Shipment Status

Triggers

Forwarders and carriers typically, provide this information whenever there is an event that results in a status change for the shipment. Examples of such events include arrival at a port, unloading, reloading, departure, transport vehicle change, etc. Shipment status information can be requested by any party in the supply chain.

Shipment Status

papiNet Standard - Version 2.31

Processing the ShipmentStatusReference element

A shipment may be identified by many different types of references (see the ShipmentStatusReferenceType for a complete list); however, from a logistics viewpoint the desired references are carrier tracking identifier, supplier shipment identifier, Waybill identifier, transport vehicle identifier, transport unit identifier, ISBN, and voyage identifier. You certainly are encouraged to use the other types of references but understand that your logistics provider is going to be looking for one that they are familiar with.

Processing the ShipmentEventInformation element

In addition to the date of the shipment event you must characterize the shipment event (as communicated in the ShipmentEventInformation element) with an event type and an event status. In addition there is an optional shipment event qualifier that can be associated with the shipment event. Use the information below as a guide to understanding how these concepts work together.

ShipmentEvent Qualifier	ShipmentEventType Loading	ShipmentEventType Unloading
Scheduled	Vehicle has been scheduled for loading.	An unloading appointment has been made.
Arrived	Vehicle has arrived and may be available for loading (depends upon Status below)	Vehicle has arrived and may be available for unloading (depends upon Status below)
Started	Vehicle has arrived and loading has begun	Vehicle has arrived and unloading has begun
Completed	Vehicle loading is finished	Vehicle unloading is finished
Documentation Completed	Vehicle loading paperwork is finished	Vehicle unloading paperwork is finished
Departed	Vehicle has been loaded and has now departed	Vehicle has been unloaded and has now departed

ShipmentStatusIdentifier has an attribute by which you can communicate whether the shipment is OnTime, Early, Delayed, Cancelled, or Rejected. In addition you can provide a description of the Shipment Status. Examples of possible choices for the ShipmentStatusDescription element are (but not limited to):

- Border
- Break
- Breakdown
- Change Container
- Change Swapbody
- Change Trailer
- Coupling
- Customs
- Empty
- Ferry
- In Transit
- Incident
- Lunch
- Maintenance
- Missing Cargo
- Missing Documents
- Over Shipped
- Police Control

Shipment Status

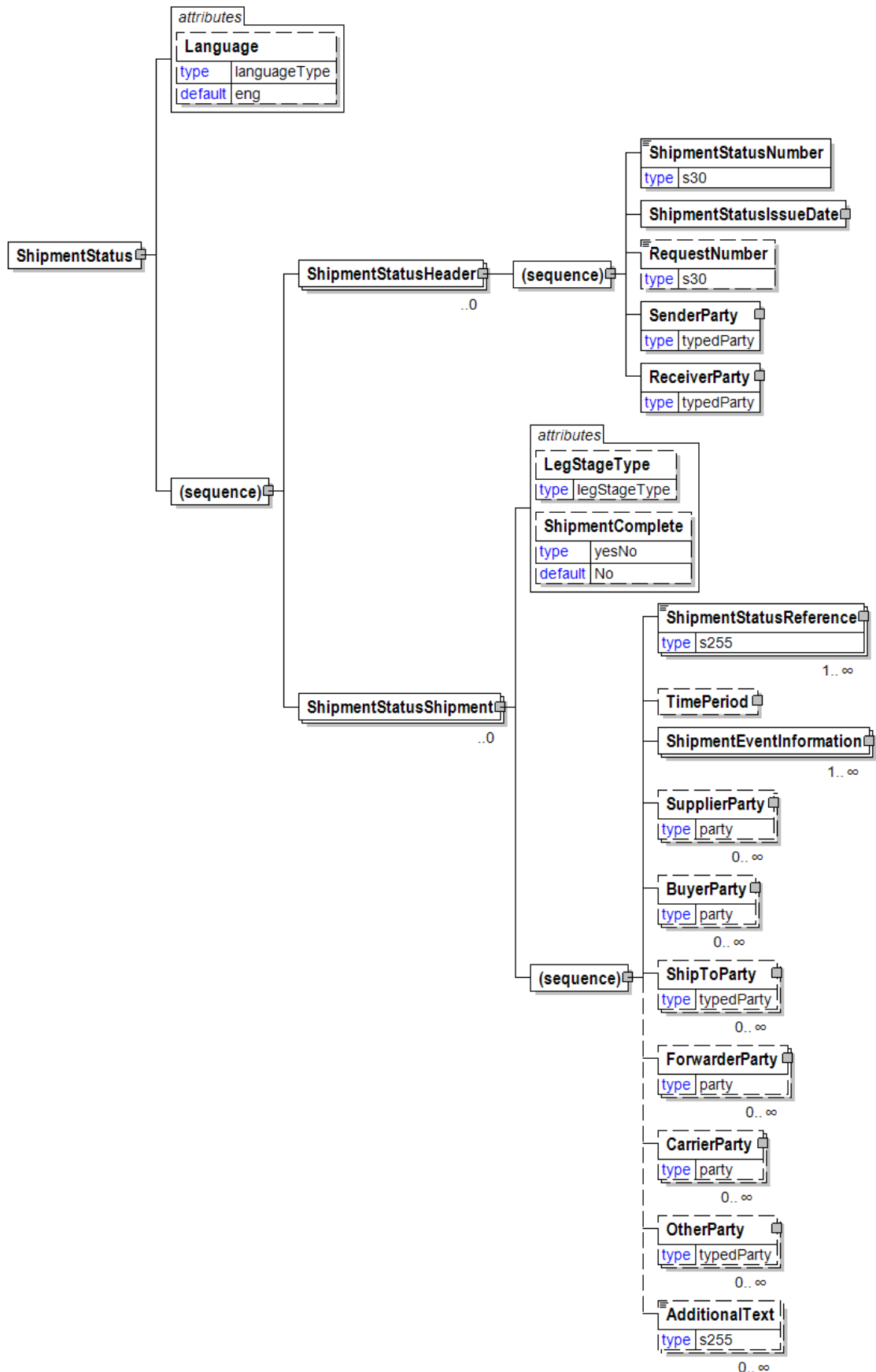
papiNet Standard - Version 2.31

- Refueling
- Rest
- Roadblock
- Short Shipped
- Stay At Receiver
- Stay At Sender
- Toll road
- Traffic Accident

Shipment Status

papiNet Standard - Version 2.31

ShipmentStatus Structure



Shipment Status

papiNet Standard - Version 2.31

Understanding the Diagrams and Content

This section provides a graphical view of the schema structures, a discussion of the item's children. You can find additional information about papiNet and the standard at www.papiNet.org.

The graphics contain content model indicators, cardinality indicators, and data type information.

Associated with each graphic are the definitions for the parent item and any associated child items. All attributes are listed first, followed by the elements.

The following information should help you interpret and understand this standard. Please note the following:

- Content Model and Cardinality operate together to determine if the element or attribute are required in the instance document.
- The same attribute can never appear multiple times in the same element so, you will never see a multiple cardinality indicator.

Content model indicators:

There are three possible types of content: "sequence", "choice", and "all". The papiNet standard currently does not use the "all" construct.

- (sequence)

The sequence of the items to the right of the graphic (or below the text) is required.

- (choice)

A choice of the items to the right of the graphic (or below the text) is permitted.

- (all)

All the items to the right of the graphic are required.

Cardinality indicators:

- Dotted line around element or attribute.

A single instance of the item can optionally exist.

- Dotted line around item with range indicated below.

Multiple instances of the item can optionally exist.

- Solid line around item.

A single instance of the item must exist.

- Solid line around item with range indicated below

At least one instance must exist; multiple instances can optionally exist.

Datatype indication:

When a data type is assigned to an element (either a simple type or complex type) the name of the data type is presented beneath the item name in the graphic.

- In some cases additional information about the data type is presented (the default value).

Elements can either have content that is textual/numeric in nature or content that is made up of additional elements and/or attributes.

- When the content is textual/numeric in nature "three straight horizontal lines" will appear in the upper left-hand corner of the graphic. Pay

Shipment Status

papiNet Standard - Version 2.31

attention to these elements because they are where you will be entering your information.

- When the content is made up of additional elements and/or attributes a “gray-box” will appear on the right-hand side of the graphic.
- If the graphic shows both the horizontal lines and the gray-box then, in the papiNet standard, the content below the element are attributes.

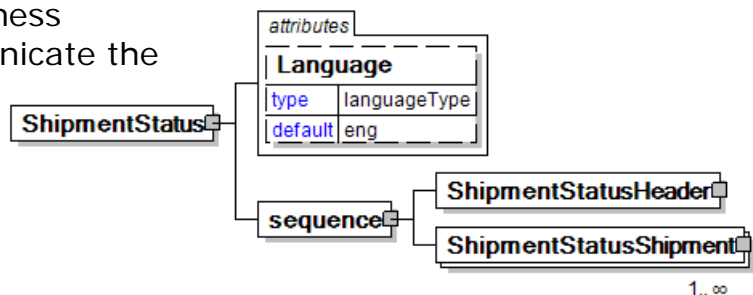
Shipment Status

papiNet Standard - Version 2.31

Shipment Status Root Element

ShipmentStatus

The shipment status e-business document is sent to communicate the status of a shipment or consignment with references to other documents.



Language [attribute]

Language is optional. A single instance might exist.

XML has embraced 2 and 3 digit language codes through the application of an addendum to the standard.

Information on the content of this attribute is available at <http://www.loc.gov/standards/iso639-2/> this is the official site of the ISO 639-2 Registration Authority.

- <http://www.w3.org/International/O-HTML-tags.html> provides an explanation of the errata updating XML.
- <http://www.ietf.org/rfc/rfc3066.txt> is the key document that is referenced in the above errata.

(sequence)

The contents of (sequence) are mandatory. A single instance is required.

ShipmentStatusHeader

ShipmentStatusHeader is mandatory. A single instance is required.

The **ShipmentStatusHeader** contains information common to the entire shipment status e-business document.

ShipmentStatusShipment

ShipmentStatusShipment is mandatory. One instance is required, multiple instances might exist.

The shipment or consignment details that are being communicated.

Shipment Status

papiNet Standard - Version 2.31

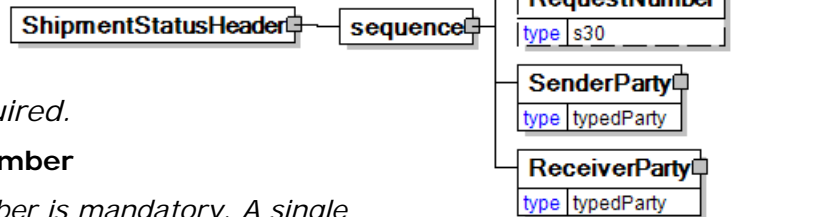
Primary Elements

ShipmentStatusHeader

The ShipmentStatusHeader contains information common to the entire shipment status e-business document.

(sequence)

The contents of (sequence) are mandatory. A single instance is required.



ShipmentStatusNumber

ShipmentStatusNumber is mandatory. A single instance is required.

Reference number assigned to the document/message by the issuer.

ShipmentStatusIssueDate

ShipmentStatusIssueDate is mandatory. A single instance is required.

The date and optional time when the ShipmentStatus e-business document was issued.

RequestNumber

RequestNumber is optional. A single instance might exist.

A unique tracking number specifically identifying the InfoRequest message to the originator. The tracking number is returned with the "information", the answer, to help match the answer to the request.

SenderParty

SenderParty is mandatory. A single instance is required.

The business entity issuing the business document, the source of the document.

- This is the same entity as the "From" party in the ebXML message service envelope. The entity responsible for the content. If the sender party has outsourced the transmission function to a third party the sender party is the original party not the party performing the transmission service.

ReceiverParty

ReceiverParty is mandatory. A single instance is required.

The business entity for whom the business document is intended, the destination of the document.

- This is the same entity as the "To" party in the ebXML message service envelope. The entity interested in the content. If the receiver party has outsourced the message receipt function to a third party the receiver party is the intended party not the party performing the receiving process.

Shipment Status

papiNet Standard - Version 2.31

ShipmentStatusShipment

The shipment or consignment details that are being communicated.

LegStageType [attribute]

LegStageType is optional. A single instance might exist.

This item is restricted to the following list.

PreCarriage

The initial transport of goods from the seller's premises to the main port of shipment. Usually by truck, rail or on inland waterways.

MainCarriage

The primary transport of goods, generally for the longest part of the journey and generally from one country to another. Usually by sea vessel or by airplane, but can be truck or rail as well.

OnCarriage

Transport from the port of arrival in the country of destination to the buyer's premises. Usually by truck, rail or on inland waterways.

ShipmentComplete [attribute]

ShipmentComplete is optional. A single instance might exist.

Either "Yes" or "No".

This item is restricted to the following list.

Yes

No

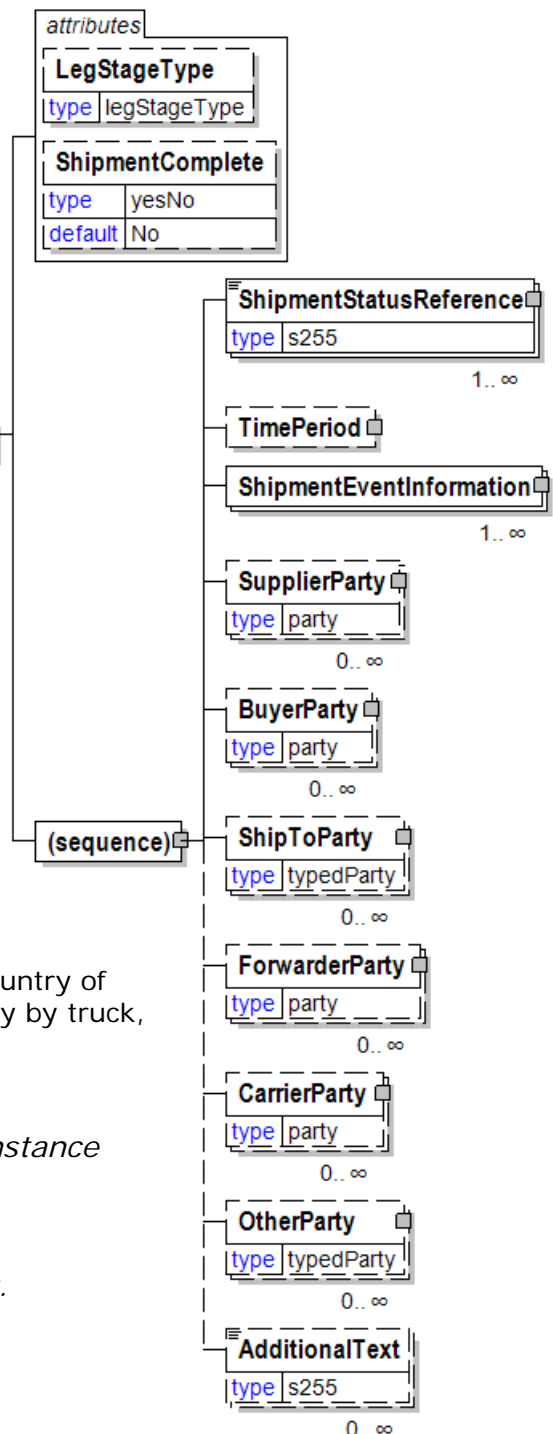
(sequence)

The sequence of items below is mandatory. A single instance is required.

ShipmentStatusReference

ShipmentStatusReference is mandatory. One instance is required, multiple instances might exist.

An item detailing relevant references pertaining to the shipment status information. The type of reference is identified by the ShipmentStatusReferenceType attribute.



Shipment Status

papiNet Standard - Version 2.31

TimePeriod

TimePeriod is optional. A single instance might exist.

The TimePeriod element is used to communicate a duration period of time as indicated in PeriodType.

ShipmentEventInformation

ShipmentEventInformation is mandatory. One instance is required, multiple instances might exist.

A grouping element that contains the items that describe the shipment event and status situation

SupplierParty

SupplierParty is optional. Multiple instances might exist.

The organisation or business entity responsible for providing the product. SupplierParty is also the seller of the product, if Seller is not specified as OtherParty = Seller.

BuyerParty

BuyerParty is optional. Multiple instances might exist.

The legal entity to which the product is sold. Also commonly referred to as the sold-to party or customer. If no OtherParty is defined as the Payer, the Buyer is the Payer.

ShipToParty

ShipToParty is optional. Multiple instances might exist.

The name and/or address to which the goods should be delivered with the party type indicated by the PartyType attribute.

ForwarderParty

ForwarderParty is optional. Multiple instances might exist.

The trading partner involved in the forwarding of the shipment.

CarrierParty

CarrierParty is optional. Multiple instances might exist.

The party performing the transport of the product from the pickup location to the ship-to location; could be a hauler.

OtherParty

OtherParty is optional. Multiple instances might exist.

An organisation or business entity other than those specifically detailed within a business document.

AdditionalText

AdditionalText is optional. Multiple instances might exist.

A text field that is used to communicate information not previously defined or for special instructions. To be used only for circumstances not covered by specific elements.

Shipment Status

papiNet Standard - Version 2.31

ShipmentEventInformation

A grouping element that contains the items that describe the shipment event and status situation

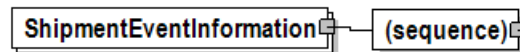
(sequence)

The sequence of items below is mandatory. A single instance is required.

ShipmentEventIdentifier

ShipmentEventIdentifier is mandatory. A single instance is required.

Text to identify the Shipment Event. The Carrier should report the latest status available to the requestor.



ShipmentEventDate

ShipmentEventDate is mandatory. A single instance is required.

Date of the event.

ShipmentStatusIdentifier

ShipmentStatusIdentifier is mandatory. A single instance is required.

Text to identify the status of the event.

ShipmentEventReference

ShipmentEventReference is optional. Multiple instances might exist.

An item detailing relevant references pertaining to the shipment event information. The type of reference is identified by the ShipmentEventReferenceType attribute.

ShipmentStatusDescription

ShipmentStatusDescription is optional. Multiple instances might exist.

Text field that may further describe the event's status in detail.

ShipmentStatusDate

ShipmentStatusDate is optional. A single instance might exist.

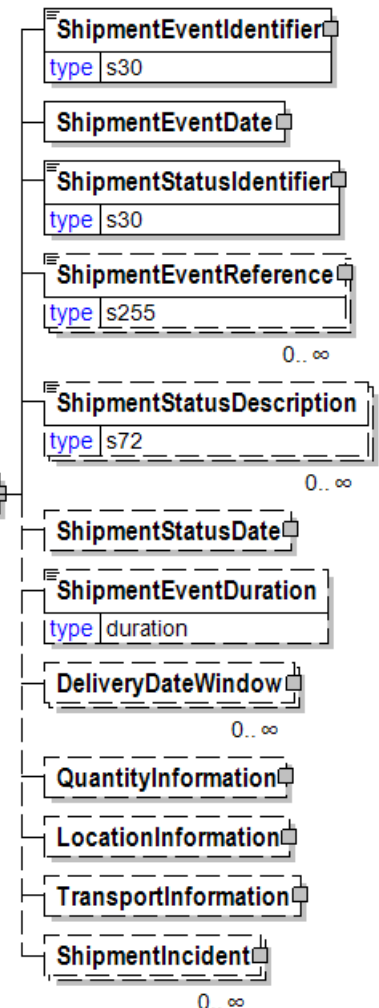
Date of the status of the event.

ShipmentEventDuration

ShipmentEventDuration is optional. A single instance might exist.

The length of time for the shipment event being described.

The lexical representation for duration is the [ISO 8601] extended format PnYnMnDTnHnMnS, where nY represents the number of years, nM the number of months, nD the number of days, 'T' is the date/time separator, nH the number of hours, nM the number of minutes and nS the number of seconds. The number of seconds can include decimal digits to arbitrary precision. E.g. 25 hours = PT25H, 1 day and 34 minutes = P1DT23M.



Shipment Status

papiNet Standard - Version 2.31

DeliveryDateWindow

DeliveryDateWindow is optional. Multiple instances might exist.

A group item defining the date/time interval for delivery to take place. An element which may contain the estimated date for which delivery is expected. This date is not absolute.

QuantityInformation

QuantityInformation is optional. A single instance might exist.

A group item containing information about quantity and informational quantity of similar items.

LocationInformation

LocationInformation is optional. A single instance might exist.

A grouping element describing the location of the shipment.

TransportInformation

TransportInformation is optional. A single instance might exist.

A grouping element for transport information.

ShipmentIncident

ShipmentIncident is optional. Multiple instances might exist.

A grouping element that contains information about the shipment incident.

Shipment Status

papiNet Standard - Version 2.31

ShipmentStatus Business Scenarios

ShipmentStatus Scenario Listing

Scenario A	Customer requesting shipment status from Paper Supplier using call off number
Scenario B	Supplier requests shipment status from Forwarder using shipment (consignment) number
Scenario C	Ship is delayed; there is a chain of notification. <ul style="list-style-type: none"> • New ETA sent, with reason.
Scenario D	Information hub on regular basis supplies status of all in transit shipments to shipper.
Scenario E	From port of destination to the supplier and forwarder on arrival and unloading.
Scenario F	Carrier informs Supplier on arrival of consignment/delivery
Scenario G	Rail carrier informs Forwarder on passing border crossing.
Scenario H	Forwarder sent customs release status to supplier.
Scenario I	Forwarder/carrier provides day's events to supplier.

Scenario A

Message	ShipmentStatus
Scenario	Customer requests shipment status from paper supplier/consignor using call off number
Outcome	A ShipmentStatus is generated by the consignor's system and received into the customer's system.
Initiator	Customer
Receiver	Consignor / Paper Supplier
Preconditions	What exists prior to the start?
XML File	The name of any sample file.
Trigger	Customer needs information for planning purposes.
Step 1.	Customer sends InfoRequest with CallOff Number as the reference to supplier/consignor. This is accomplished using the InfoRequest

Shipment Status

papiNet Standard - Version 2.31

	message utilizing the ShipmentStatusRequestDetail - ShipmentStatusSearchReference construct to indicate the CallOffNumber.
Results	The customer receives the ShipmentStatus and processes it into his system
Initiator Response	Supplier / Consignor
Receiver Response	Customer
Trigger	InfoRequest (ShipmentStatusRequest)
Step 2.	<p>The supplier/consignor sends ShipmentStatus in response with multiple ShipmentStatusShipment(s) depending on the number of loads. Including:</p> <ul style="list-style-type: none"> • Reference: CallOff Number given by the customer • Reference: load number • Current or Last Event per load • Location per load • Status per load • Transport mode
Results	The customer receives the ShipmentStatus message, in response.

Scenario B

Message	ShipmentStatus
Scenario	Consignor requests shipment status from Forwarder using shipment (consignment) number
Outcome	A ShipmentStatus is generated by the forwarder's system and received into the consignor's system.
Initiator	Consignor
Receiver	Forwarder
Preconditions	What exists prior to the start?
Trigger	Consignor wants information about the shipment
Step 1.	Consignor sends InfoRequest with shipment

Shipment Status

papiNet Standard - Version 2.31

	number to Forwarder. This is accomplished using the InfoRequest message with the ShipmentStatusRequestDetail - ShipmentStatusSearchReference construct to indicate the ShipmentNumber.
Results	The forwarder receives the InfoRequest Message (ShipmentStatus Request) message.
Response Initiator	Forwarder
Response Receiver	Consignor
Trigger	ShipmentStatus Request
Step 2.	Forwarder sends ShipmentStatus Response with reference to the shipment number to supplier <ul style="list-style-type: none"> • Reference: shipment number • Last Event • Location • Status • Equipment identifier
Results	The consignor receives the ShipmentStatus in response.

Scenario C

Message	ShipmentStatus
Scenario	Ship is delayed or will arrive before time, there is a chain of notification. New estimated time of arrival sent, with reason
Outcome	A ShipmentStatus is generated by the Carrier's system and received into the consignor's system.
Initiator	Carrier
Receiver	Consignor
Preconditions	What exists prior to the start?
Trigger	Captain informs carrier about possible delay or arrival before time.
Step 1.	Carrier sends ShipmentStatus with new ETA to supplier <ul style="list-style-type: none"> • Reference: vessel name • Reference: voyage ID

Shipment Status

papiNet Standard - Version 2.31

	<ul style="list-style-type: none"> • New ETA • Location • Status – Delayed Notification • Last Event – Loading
Results	The consignor receives the ShipmentStatus message.

Scenario D

Message	ShipmentStatus
Scenario	Information hub on regular basis supplies status of all in transit shipments to shipper
Outcome	A ShipmentStatus is generated by the information hub system and received into the Shipper`s system.
Initiator	Information Hub
Receiver	Shipper
Preconditions	What exists prior to the start?
Trigger	Each day at a predefined time.
Step 1.	Information hub sends ShipmentStatus <ul style="list-style-type: none"> • Reference: voyage ID • Location including GPS • New ETA • Last Event • Status
Results	The shipper receives the ShipmentStatus message.

Scenario E

Message	ShipmentStatus
Scenario	From port of destination to the consignor and forwarder on arrival and unloading.
Outcome	A ShipmentStatus Response is generated by the port of destination system and received into the consignor`s and forwarder`s system.
Initiator	Arrival and unloading.
Receiver	Consignor, Forwarder
Preconditions	What exists prior to the start?

Shipment Status

papiNet Standard - Version 2.31

XML File	The name of any sample file.
Trigger	What starts the process?
Step 1.	Port of Destination sends ShipmentStatus <ul style="list-style-type: none"> • Reference: voyage ID • Reference: vessel name • Date and time of arrival • Location • Last Event - Unloading • Status
Results	The consignor and the forwarder receive the ShipmentStatus message and update the status of the vessel.

Scenario F

Message	ShipmentStatus
Scenario	Carrier informs Consignor on arrival of consignment / delivery
Outcome	A ShipmentStatus Response is generated by the carrier's system and received into the consignor's system.
Initiator	Carrier
Receiver	Consignor
Preconditions	What exists prior to the start?
XML File	The name of any sample file.
Trigger	Arrival at destination.
Step 1.	Carrier sends ShipmentStatus <ul style="list-style-type: none"> • Reference: load number • Reference: vehicle id • Location • Status - Delivered • Last Event – Unloading
Results	The consignor receives the ShipmentStatus message and updates their systems.

Scenario G

Message	ShipmentStatus
Scenario	Rail carrier informs Forwarder on passing border crossing.

Shipment Status

papiNet Standard - Version 2.31

Outcome	A ShipmentStatus Response is generated by the carrier's system and received into the forwarder's system.
Initiator	Carrier
Receiver	Forwarder
Preconditions	What exists prior to the start?
Trigger	Crossing of border.
Step 1.	Carrier sends ShipmentStatus <ul style="list-style-type: none"> • Reference: vehicle id • Location • Status - BorderCrossing • Last Event – Loading
Results	Forwarder receives the ShipmentStatus message and updates their systems. Depending on the severity level this message should be forwarded to the supplier.

Scenario H

Message	ShipmentStatus
Scenario	Forwarder / carrier provides day's events to consignor.
Outcome	A ShipmentStatus is generated by the forwarder's or carrier's system and received into the consignor's system.
Initiator	Forwarder/Carrier
Receiver	Consignor
Preconditions	What exists prior to the start?
Trigger	End of day
Step 1.	Forwarder sends ShipmentStatus: <ul style="list-style-type: none"> • Reference: tracking number • Reference: shipment number • Time Period • Multiple Occurrences of: • Event • Shipment Status • Shipment status date/time • Status description or reason

Shipment Status

papiNet Standard - Version 2.31

	<ul style="list-style-type: none"> • Location • Quantity • Updated ETA and/or departure
Results	Consignor receives the ShipmentStatus message and updates their system.

Scenario I

Message	ShipmentStatus
Scenario	Forwarder sent customs release status to consignor.
Outcome	A ShipmentStatus Response is generated by the forwarder's system and received into the consignor's system.
Initiator	Forwarder
Receiver	Consignor
Preconditions	What exists prior to the start?
Trigger	Forwarder receives Customs release messages from customs.
Step 1.	Forwarder sends ShipmentStatus <ul style="list-style-type: none"> • Reference: mill number, PO number • Reference: customs release number • Location • Event: Loading • Status: / BorderCrossing
Results	The consignor receives the ShipmentStatus message and updates his system.