



papiNet

InventoryChange

papiNet Standard - Version 2.31

Documentation

**Global Standard for the Paper and Forest
Products Supply Chain**

Build V2R31_20140408

Date 2014-04-15

Production Release

InventoryChange

papiNet Standard - Version 2.31

Copyright

Copyright 2000 - 2014 papiNet G.I.E ("papiNet") and International Digital Enterprise Alliance, Inc. ("IDEAlliance") collectively "Copyright Owner". All rights reserved by the Copyright Owner under the laws of the United States, Belgium, the European Economic Community, and all states, domestic and foreign. This document may be downloaded and copied provided that all copies retain and display the copyright and any other proprietary notices contained in this document. This document may not be sold, modified, edited, or taken out of context such that it creates a false or misleading statement or impression as to the purpose or use of the papiNet specification, which is an open standard. Use of this Standard, in accord with the foregoing limited permission, shall not create for the user any rights in or to the copyright, which rights are exclusively reserved to the Copyright Owner.

papiNet, IDEAlliance, and the members of all papiNet Groups (collectively and individually, "Presenters") make no representations or warranties, express or implied, including, but not limited to, warranties of merchantability, fitness for a particular purpose, title, or non-infringement. The presenters do not make any representation or warranty that the contents of this document are free from error, suitable for any purpose of any user, or that implementation of such contents will not infringe any third party patents, copyrights, trademarks or other rights. By making use of this document, the user assumes all risks and waives all claims against Presenters.

In no event shall Presenters be liable to user (or other person) for direct, indirect, special or consequential damages arising from or related to any use of this document, including, without limitation, lost profits, business interruption, loss of programs, or other data on your information handling system even if Presenters are expressly advised of the possibility of such damages.

Use of Documents in papiNet Implementations

Documents may be used as templates for a papiNet implementation. The Presenters grant the right to modify and edit them to fit an actual implementation project provided all copies display the copyright and any other proprietary notices contained in this document. Such modified documents must not be distributed beyond the trading partners implementing or maintaining a papiNet connection.

InventoryChange

papiNet Standard - Version 2.31

Table of Contents

Copyright	2
Use of Documents in papiNet Implementations	2
Table of Contents	3
InventoryChange Documentation.....	4
InventoryChange e-Document Overview	4
The Scope of InventoryChange E-Document	4
Business Rules for InventoryChange.....	4
InventoryChangeType [attribute]	5
Processing the InventoryChange e-Document	6
Understanding the Diagrams and Content	7
InventoryChange Root Element	9
InventoryChange.....	9
Primary Elements	12
InventoryChangeHeader	12
InventoryChangeLineItem.....	13
InventoryChangeSummary	16
InventoryChange Business Scenarios	18
InventoryChange Scenario Listing	18
Scenario A	18
Scenario B	19
Scenario C	20
Scenario D	21
Scenario E	22
Scenario F	23
Scenario G	24
Scenario H.....	24
Scenario I	25
Scenario J	25
Scenario K.....	26
Scenario L	27

InventoryChange

papiNet Standard - Version 2.31

InventoryChange Documentation

InventoryChange e-Document Overview

The purpose of the InventoryChange e-Document is to inform involved parties about changes in the inventory at a specific location. The e-Document provides information allowing the receiving party to update their systems for cost tracking, performance, and financial reporting.

A location can report the change information at different levels of detail that is by warehouse, location, order, package, or item level.

As well as supporting the reporting relationship between a warehouse operator and a supplier the e-Document can also support a printer managing the stock for a publisher.

The types of changes that can be reported through the InventoryChange e-Document are:

- Events at a warehouse that causes weight changes through slab off and rewrapping
- Events at the warehouse that causes downgrading, or total loss of goods
- Physical stock count differences, adjustment of booked value to actual counted value
- Stock and order transfers

Prior to implementing the InventoryChange e-Document it is assumed that the parties involved have already opened a dialogue and a collaborative agreement has been reached. Such an agreement would include frequency of e-Documents, content detail, units of measure, and other areas. Additionally, agreement on when and how to use the e-Document between the parties will have been reached. Based on these agreements a trading partner sends an InventoryChange e-Document to another trading partner on the event basis agreed to.

The Scope of InventoryChange E-Document

The InventoryChange e-Document can include:

- Product specifications, such as product identifier.
- Warehouse/customer locations.
- Product details such as width, diameter, pallet size, etc.'
- Reel Id/Package Id

The InventoryChange e-Document must include:

- InventoryChangeType, indicating the type of change
- ReasonIdentifier, reason or cause for the change
- Quantities, old quantity and new changed quantity
- Order Reference, Purchase Order or Mill Order

Business Rules for InventoryChange

The following table lists the business rules that apply to all InventoryChange e-Document types.

InventoryChange

papiNet Standard - Version 2.31

General Business Rules

Identifier	Business Rule
IC001	Each InventoryChange e-Document is for one type (InventoryChangeType) only.
IC002	Highest e-Document level is order level; Purchase Order or Mill Order.
IC003	InventoryChange e-Document requires a reason code.
IC004	The InventoryChange e-Document can originate from any trading party. The business flow is the same regardless of sender or receiver.
IC005	An amendment to the InventoryChange e-Document is handled through a new e-Document.
IC006	Always the new classification in the e-Document.
IC007	Order transfer is only accepted between the same supplier's product, to a given Purchase order.

InventoryChangeType [attribute]

Identifies the reason for the InventoryChange

This item is restricted to the following list.



Buy

The material has been purchased

Classification

The InventoryChange is due to a change in classification.

Conversion

InventoryTransfer

The material has been transferred.

LocationTransfer

The material has been moved

OwnershipTransfer

The party owning the material is being changed.

QualityReject

The change is due to rejection.

Rewrapping

The material has been rewrapped

Sell

The material has been sold

InventoryChange

papiNet Standard - Version 2.31

SiteDamage

Damage has taken place at the storage site.

StockCount

TransitDamage

Damage has taken place in transit.

Waste

The quantity is being changed due to spoilage or waste of material.

Processing the InventoryChange e-Document

e-Document processing depends on the e-Document type and on the value(s) in status field(s) at the e-Document, header, and line item levels.

Status Values Used When Processing the InventoryChange e-Document

Cancelled

The supplied information has been cancelled. Items that have been cancelled are not included in totals on the summary levels of the e-document.

Original

The supplied information is the first version of that information.

Replaced

The supplied information is replacing earlier supplied information. The receiver should revalidate the information in their system based upon the entire information received.

No special status values are used to communicate acceptance of the InventoryChange e-Document. This is accomplished using the BusinessAcknowledgement e-Document.

InventoryChange

papiNet Standard - Version 2.31

Understanding the Diagrams and Content

This section provides a graphical view of the schema structures, a discussion of the item's children. You can find additional information about papiNet and the standard at www.papiNet.org.

The graphics contain content model indicators, cardinality indicators, and data type information.

Associated with each graphic are the definitions for the parent item and any associated child items. All attributes are listed first, followed by the elements.

The following information should help you interpret and understand this standard. Please note the following:

- Content Model and Cardinality operate together to determine if the element or attribute are required in the instance document.
- The same attribute can never appear multiple times in the same element so, you will never see a multiple cardinality indicator.

Content model indicators:

There are three possible types of content: "sequence", "choice", and "all". The papiNet standard currently does not use the "all" construct.

- (sequence)

The sequence of the items to the right of the graphic (or below the text) is required.

- (choice)

A choice of the items to the right of the graphic (or below the text) is permitted.

- (all)

All the items to the right of the graphic are required.

Cardinality indicators:

- Dotted line around element or attribute.

A single instance of the item can optionally exist.

- Dotted line around item with range indicated below.

Multiple instances of the item can optionally exist.

- Solid line around item.

A single instance of the item must exist.

- Solid line around item with range indicated below

At least one instance must exist; multiple instances can optionally exist.

Datatype indication:

When a data type is assigned to an element (either a simple type or complex type the name of the data type is presented beneath the item name in the graphic.

- In some cases additional information about the data type is presented (the default value).

Elements can either have content that is textual/numeric in nature or content that is made up of additional elements and/or attributes.

- When the content is textual/numeric in nature "three straight horizontal lines" will appear in the upper left-hand corner of the graphic. Pay

InventoryChange

papiNet Standard - Version 2.31

attention to these elements because they are where you will be entering your information.

- When the content is made up of additional elements and/or attributes a “gray-box” will appear on the right-hand side of the graphic.
- If the graphic shows both the horizontal lines and the gray-box then, in the papiNet standard, the content below the element are attributes.

InventoryChange

papiNet Standard - Version 2.31

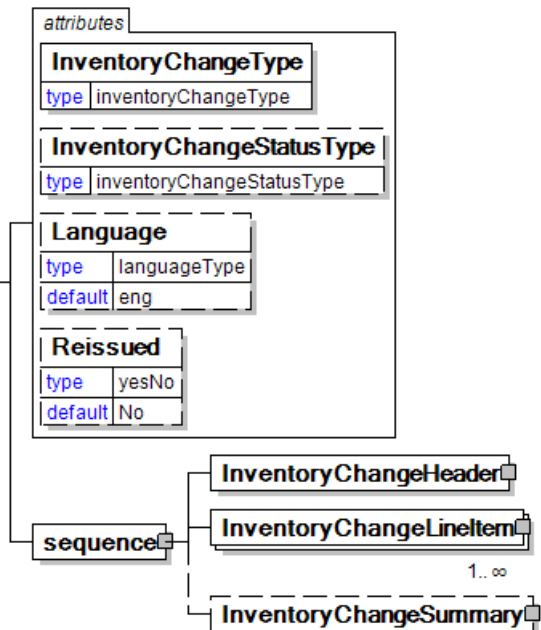
InventoryChange Root Element

InventoryChange

The InventoryChange element is the root element for the InventoryChange e-Document.

The purpose of the InventoryChange e-Document is to inform involved parties about changes in the inventory at a specific location. The e-Document provides information allowing the receiving party to update their systems for cost tracking, performance, and financial reporting.

InventoryChange



InventoryChangeType [attribute]

InventoryChangeType is mandatory. A single instance is required.

Identifies the reason for the InventoryChange

This item is restricted to the following list.

Buy

The material has been purchased

Classification

The InventoryChange is due to a change in classification

Conversion

InventoryTransfer

The material has been transferred

LocationTransfer

The material has been moved

OwnershipTransfer

The party owning the material is being changed.

QualityReject

The change is due to rejection.

Rewrapping

The material has been rewrapped

Sell

The material has been sold

SiteDamage

Damage has taken place at the storage site.

StockCount

InventoryChange

papiNet Standard - Version 2.31

TransitDamage

Damage has taken place in transit.

Waste

The quantity is being changed due to spoilage or waste of material.

InventoryChangeStatusType [attribute]

InventoryChangeStatusType is optional. A single instance might exist.

Defines the status of the entire InventoryChange e-Document at root level

This item is restricted to the following list.

Cancelled

The supplied information has been cancelled. Items that have been cancelled are not included in totals on the summary levels of the e-document.

Original

The supplied information is the first version of that information.

Replaced

The supplied information is replacing earlier supplied information. The receiver should revalidate the information in their system based upon the entire information received.

Language [attribute]

Language is optional. A single instance might exist.

XML has embraced 2 and 3 digit language codes through the application of an addendum to the standard.

Information on the content of this attribute is available at <http://www.loc.gov/standards/iso639-2/> this is the official site of the ISO 639-2 Registration Authority.

- <http://www.w3.org/International/O-HTML-tags.html> provides an explanation of the errata updating XML.
- <http://www.ietf.org/rfc/rfc3066.txt> is the key document that is referenced in the above errata.

Reissued [attribute]

Reissued is optional. A single instance might exist.

Either "Yes" or "No".

This item is restricted to the following list.

Yes

No

(sequence)

The contents of (sequence) are mandatory. A single instance is required.

InventoryChangeHeader

InventoryChangeHeader is mandatory. A single instance is required.

Common information that applies to the entire InventoryChange e-Document.

InventoryChangeLineItem

InventoryChangeLineItem is mandatory. One instance is required, multiple

InventoryChange

papiNet Standard - Version 2.31

instances might exist.

The detail information for a given InventoryChange item.

InventoryChangeSummary

InventoryChangeSummary is optional. A single instance might exist.

Summary information that applies to the entire InventoryChange e-Document.

InventoryChange

papiNet Standard - Version 2.31

Primary Elements

InventoryChangeHeader

Common information that applies to the entire InventoryChange e-Document.

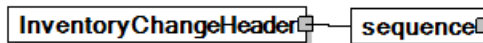
(sequence)

The contents of (sequence) are mandatory. A single instance is required.

InventoryChangeIssuedDate

InventoryChangeIssuedDate is mandatory. A single instance is required.

The Date and Time when the InventoryChange was issued.



TransactionHistoryNumber

TransactionHistoryNumber is optional. A single instance might exist.

A sequential number that keeps track of the version of a document being sent by the document originator except in the case where TransactionHistoryConfirmation is used, in which case the TransactionHistoryNumber refers to the trigger transaction for which the confirmation is being sent.

InventoryChangeNumber

InventoryChangeNumber is mandatory. A single instance is required.

An identifier allowing the InventoryChange to be uniquely identified.

InventoryChangeReason

InventoryChangeReason is optional. A single instance might exist.

The reason for the InventoryChange.

LocationParty

LocationParty is mandatory.

The organization or business entity where the business event took place or will take place.

OtherParty

OtherParty is optional. Multiple instances might exist.

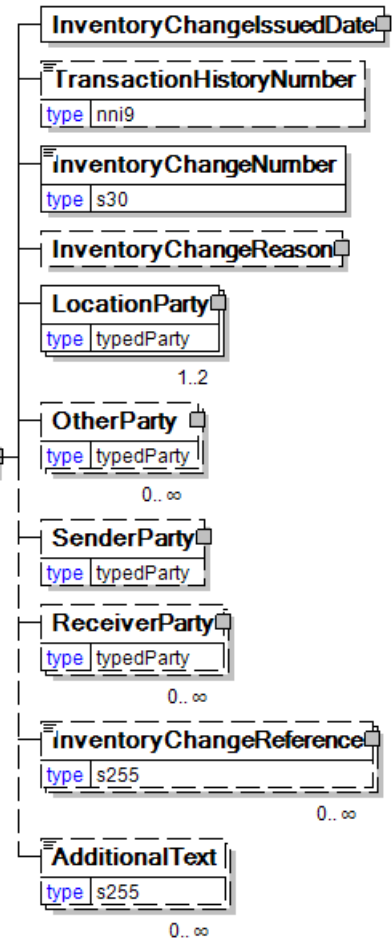
An organisation or business entity other than those specifically detailed within a business document.

SenderParty

SenderParty is optional. A single instance might exist.

The business entity issuing the business document, the source of the document.

- This is the same entity as the "From" party in the ebXML message service



InventoryChange

papiNet Standard - Version 2.31

envelope. The entity responsible for the content. If the sender party has outsourced the transmission function to a third party the sender party is the original party not the party performing the transmission service.

ReceiverParty

ReceiverParty is optional. Multiple instances might exist.

The business entity for whom the business document is intended, the destination of the document.

- This is the same entity as the "To" party in the ebXML message service envelop. The entity interested in the content. If the receiver party has outsourced the message receipt function to a third party the receiver party is the intended party not the party performing the receiving process.

InventoryChangeReference

InventoryChangeReference is optional. Multiple instances might exist.

An element detailing relevant references (such as contract number) pertaining to the InventoryChange, identified by InventoryChangeReferenceType.

AdditionalText

AdditionalText is optional. Multiple instances might exist.

A text field that is used to communicate information not previously defined or for special instructions. To be used only for circumstances not covered by specific elements.

InventoryChangeLineItem

The detail information for a given InventoryChange item.

(sequence)

The sequence of items below is mandatory. A single instance is required.

InventoryChangeLineItemNumber

InventoryChangeLineItemNumber is mandatory. A single instance is required.

An identifier for the InventoryChangeLineItem.

(sequence)

The sequence of items below is optional. A single instance might exist.

PurchaseOrderInformation

PurchaseOrderInformation is mandatory. A single instance is required.

A group item containing information unique to this purchase order, which is provided by the buyer. PurchaseOrderInformation can be optional in the supply chain. Invoices are created without having a Purchase Order in Vendor Managed Inventory. Freight invoices also will not have a Purchase Order number.

InventoryChange

papiNet Standard - Version 2.31

PurchaseOrderLineItemNumber


PurchaseOrderLineItemNumber is optional. A single instance might exist.

The sequential number that uniquely identifies the purchase order line item.

Product

Product is optional. A single instance might exist.

Product is a group item defining the article and its characteristics. Product is used to specify product characteristics organized by ProductIdentifier, ProductDescription, and Classification. Book Manufacturing, Label Stock, Paper, Pulp, Recovered Paper, Wood Products, and Virgin Fibre market segments have defined their product characteristics and conversion features for implementation in papiNet.



MillParty

MillParty is optional. A single instance might exist.

The organisation or business entity that actually produces the product.

InventoryChangeReference

InventoryChangeReference is optional. Multiple instances might exist.

An element detailing relevant references (such as contract number) pertaining to the InventoryChange, identified by InventoryChangeReferenceType.

InventoryClass

InventoryClass is optional. A single instance might exist.

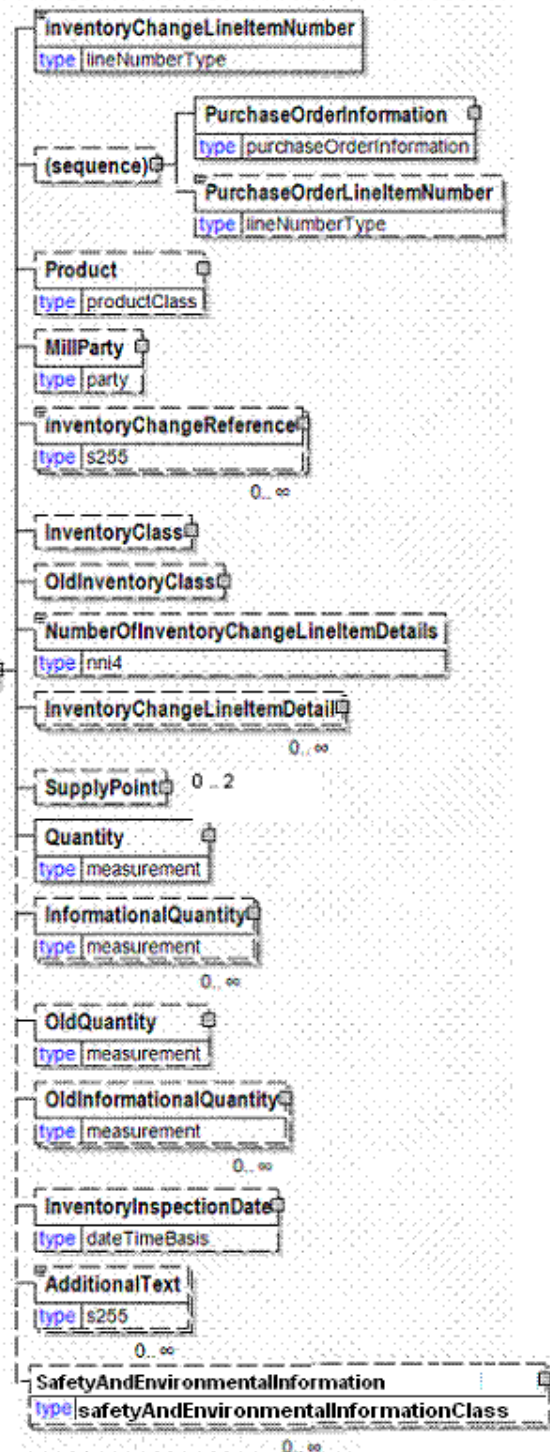
A group item containing information about status of inventory and goods items.

OldInventoryClass

OldInventoryClass is optional. A single instance might exist.

A group item containing information about what the InventoryClass was prior to the event described taking place.

NumberOfInventoryChangeLineItemDetails



InventoryChange

papiNet Standard - Version 2.31

NumberOfInventoryChangeLineItemDetails is optional. A single instance might exist.

The number of InventoryChangeLineItemDetail elements included in the InventoryChangeLineItem.

InventoryChangeLineItemDetail

InventoryChangeLineItemDetail is optional. Multiple instances might exist.

Unit level details associated with the InventoryChange.

SupplyPoint

SupplyPoint is optional. Two instances might exist.

Grouping element that contains items describing a supply point. A SupplyPoint belongs to a LocationParty, e.g. in a DeliveryOrigin, and describes where goods are stored and can be loaded. A SupplyPoint can for example be a loading gate at a warehouse or a road side landing at a logging area in the forest.

Quantity

Quantity is mandatory. A single instance is required.

The Quantity element contains attributes that provide information about the type of quantity that is being communicated, the context in which the particular quantity is to be viewed, and (if the quantity represents an adjustment) an adjustment type.

The Quantity element contains three child elements that enable you to communicate a range of values for the quantity and a target or actual value. It is at this level (Value, RangeMin, and RangeMax) that the unit of measure is specified. This permits the range to be specified in a different unit of measure than the target.

InformationalQuantity

InformationalQuantity is optional. Multiple instances might exist.

A quantity given in a valid UOM used for information purposes only (not for calculation). For example, an ordered quantity was 100 reels as opposed to the invoice quantity of 20,000 pounds.

OldQuantity

OldQuantity is optional. A single instance might exist.

What the Quantity was prior to the event described taking place

OldInformationalQuantity

OldInformationalQuantity is optional. Multiple instances might exist.

What the InformationalQuantity was prior to the event described taking place.

InventoryInspectionDate

InventoryInspectionDate is optional. A single instance might exist.

The physical inspection Date and Time of inventory.

AdditionalText

AdditionalText is optional. Multiple instances might exist.

A text field that is used to communicate information not previously defined or for special instructions. To be used only for circumstances not covered by specific elements.

SafetyAndEnvironmentalInformation

SafetyAndEnvironmentalInformation is optional. Multiple instances might exist.

InventoryChange

papiNet Standard - Version 2.31

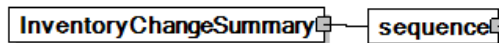
Name of certification type, if any, on the goods (For example, FSC, PEFC). SafetyAndEnvironmental needs a value or measurement to communicate the percentage of the product is certified (for example, 75% is certified by the indicated agency).

InventoryChangeSummary

Summary information that applies to the entire InventoryChange e-Document.

(sequence)

The contents of (sequence) are mandatory. A single instance is required.



TotalNumberOfLineItems

TotalNumberOfLineItems is optional. A single instance might exist.

The total number of individual line items in the document, regardless of the status or type.

(sequence)

The contents of (sequence) are mandatory. One instance is required, multiple instances might exist.

TotalQuantity

TotalQuantity is mandatory. A single instance is required.

The total quantity of similar items in the business document. TotalQuantity is primarily used in the summary section of documents where it is repeatable to permit totaling for different units of measure.

TotalInformationalQuantity

TotalInformationalQuantity is optional. Multiple instances might exist.

A quantity that is used to communicate related information about the parent element. This element represents a total that is derived from individual line items.

(sequence)

The contents of (sequence) are optional. Multiple instances might exist.

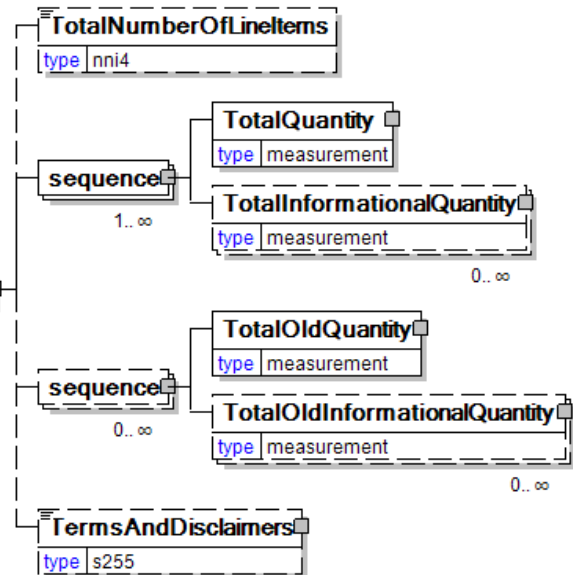
TotalOldQuantity

TotalOldQuantity is mandatory. A single instance is required.

A summary of the OldQuantity in the document. TotalOldQuantity uses the QuantityInformation attribute group and the Measurement group (element grouping).

TotalOldInformationalQuantity

TotalOldInformationalQuantity is optional. Multiple instances might exist.



InventoryChange

papiNet Standard - Version 2.31

A summary of the OldInformationQuantity in the document.

TotalOldInformationalQuantity uses the QuantityInformation attribute group and the Measurement group (element grouping).

TermsAndDisclaimers

TermsAndDisclaimers is optional. A single instance might exist.

An element that contains legal information with an indication of what the Language is.

InventoryChange papiNet Standard - Version 2.31

InventoryChange Business Scenarios

InventoryChange Scenario Listing

Scenario A	Package totally damaged by truck in warehouse
Scenario B	Package partly damaged by truck in warehouse, decision to rewrap (partnership agreement)
Scenario C	Reel is identified as having incorrect product attributes.
Scenario D	Package "disappeared" in warehouse
Scenario E	Inventory Transfer of ownership caused by borrowing inventory
Scenario F	Location Transfer caused by moving inventory from one location to another
Scenario G	Customer buys inventory from Printer
Scenario H	Customer sells inventory to printer
Scenario I	Reels are unusable due to quality issues
Scenario J	Reels are damaged at the printer facility.
Scenario K	Reels are damaged during shipping from supplier to printer facility.
Scenario L	Inventory is cut down, or "slit" into a different size.

Scenario A

e-Document	InventoryChange
Type	Waste
Scenario	Clam truck totally damage one or several reels in the warehouse. Reels cannot be used for any printing purposes and cannot be recycled.
Outcome	Change of inventory figures in warehouse
Initiator	Warehouse/Customer
Receiver	Supplier
Preconditions	The goods has to be delivered and received at the warehouse
XML File	The name of any sample file.
Trigger	Damage in warehouse, and waste classification by warehouse operator

InventoryChange papiNet Standard - Version 2.31

Step 1.	<p>Warehouse/customer sends an InventoryChange e-Document with the type waste to the supplier. The following information included in the InventoryChange e-Document is particular to this Use Case.</p> <ul style="list-style-type: none"> • InventoryChangeType • Change Reason code • Sender • Receiver • Warehouse • Purchase order info • Package/Reel ID • Quantity
Step 2.	<p>e-Document received by supplier and wasted reels updated in supplier ERP and correct stock figure are obtained in supplier ERP. This also generates info for claim handling, insurance, costs and tracking for the supplier ERP.</p>

Scenario B

e-Document	InventoryChange
Type	Rewrapping. Pallet of sheets damaged by careless truck driver. Pallet unwrapped by warehouse operator. Damaged sheets removed from pallet. Pallet rewrapped and new weight registered in warehouse system.
Scenario	InventoryChange e-Document created by warehouse operator and sent from warehouse to supplier
Outcome	InventoryChange received by supplier and updated in supplier ERP. Correct stock figure obtained in supplier ERP.
Initiator	Warehouse/customer
Receiver	Supplier
Preconditions	This Use Case assumes the Supplier has previously sent DeliveryMessage to warehouse.
XML File	The name of any sample file.
Trigger	Damage/rewrapping entry at warehouse operator

InventoryChange papiNet Standard - Version 2.31

Step 1.	Warehouse operator sends InventoryChange e-Document to supplier. The following information included in the InventoryChange e-Document is particular to this Use Case. <ul style="list-style-type: none"> • InventoryChangeType • Change Reason code • Sender • Receiver • Warehouse • Purchase order info • Package/Reel ID • Quantity
Step 2.	e-Document received by supplier and changed weights updated on reels updated in supplier ERP and correct stock figure are obtained in supplier ERP. The e-Document also generates info for cost, insurance, and tracking in supplier ERP.

Scenario C

e-Document	InventoryChange
Type	Classification
Scenario	Inventory is identified as being labeled with the incorrect product attributes.
Outcome	Change of stored product attributes for inventory.
Initiator	Printer/Customer
Receiver	Customer
Preconditions	DeliveryMessage from supplier to warehouse has to be delivered to warehouse operator and to customer
XML File	The name of any sample file.
Trigger	What starts the process?
Step 1.	Printer sends e-Document to supplier and to customer. The following information included in the InventoryChange e-Document is particular to this Use Case. <ul style="list-style-type: none"> • InventoryChangeType • Location Party

InventoryChange papiNet Standard - Version 2.31

	<ul style="list-style-type: none"> • Sender • Receiver • OldProduct: original product attributes • Product: corrected product attributes • Package/Reel ID • Quantity
Step 2.	e-Document received by customer and changed classification of product attributes updated in Customer ERP.

Scenario D

e-Document	InventoryChange
Type	Physical stock count
Scenario	A physical stock check is performed by warehouse operator. Reconciliation of stock levels is done in warehouse operator ERP. Differences to booking values are detected and InventoryChange e-Document is created and sent to supplier and or customer.
Outcome	Actual and correct stock figures are updated in supplier and/or customer ERP.
Initiator	Warehouse operator
Receiver	Supplier and/or customer
Preconditions	DeliveryMessage needs to be sent to warehouse/customer
XML File	The name of any sample file.
Trigger	Physical inventory in warehouse
Step 1.	<p>Warehouse operator sends e-Document to supplier/customer The following information included in the InventoryChange e-Document is particular to this Use Case.</p> <ul style="list-style-type: none"> • InventoryChangeType • Change Reason code • Sender • Receiver • Warehouse • Other party • Purchase order info • Package/Reel ID

InventoryChange papiNet Standard - Version 2.31

	<ul style="list-style-type: none"> • Quantity
Step 2.	e-Document received by supplier and customer and downgraded stock updated in supplier and Customer ERP and correct stock figures are obtained in respective ERP. e-Document also generates info for further actions, costs and tracking in supplier ERP

Scenario E

e-Document	InventoryChange
Type	Inventory Transfer
Scenario	A single reel is borrowed by the Printer from Publisher 1 for use in completing the printing of Publisher 2's print job.
Outcome	Actual and correct stock figures are updated in both Publisher 1 and Publisher 2 ERP systems.
Initiator	Printer
Receiver	Customer and/or Supplier
Preconditions	What exists prior to the start?
XML File	The name of any sample file.
Trigger	What starts the process?
Step 1.	<p>Printer sends separate e-Documents to Publisher 1 subtracting the reel from inventory and to Publisher 2 adding the reel to inventory.</p> <p>The following information included in the InventoryChange e-Document is particular to this Use Case.</p> <ul style="list-style-type: none"> • InventoryChangeType • Change Reason code • Sender • Receiver; Publisher 1 is borrowed from; Publisher 2 is using the reel • Warehouse • Other party • Purchase order info • Package/Reel ID • Quantity: zero for Publisher 1 to subtract from inventory; weight of reel for Publisher 2 to add to inventory

InventoryChange papiNet Standard - Version 2.31

Step 2.	Publisher 1 subtracts the reel from its inventory; the Printer will likely substitute a replacement reel.
Step 3.	Publisher 2 adds the reel to its inventory; a Usage e-Document will likely include the consumption of the reel

Scenario F

e-Document	InventoryChange
Type	Location Transfer
Scenario	A Printer has moved a reel from one print location to another print location. The reel needs to be removed from the inventory at one location and added to the inventory at another.
Outcome	Actual and correct stock figures are updated in Customer ERP system.
Initiator	Printer
Receiver	Customer and/or Supplier
Preconditions	What exists prior to the start?
XML File	The name of any sample file.
Trigger	What starts the process?
Step 1.	<p>Printer sends e-Document to customer/supplier. The following information included in the InventoryChange e-Document is particular to this Use Case.</p> <ul style="list-style-type: none"> • InventoryChangeType • Change Reason code • Sender • Receiver • LocationParty: the location where the reel has been transferred from • Other party: the location where the reel has been transferred to • Package/Reel ID • Quantity
Step 2.	Customer ERP system is updates the location of the reel.

InventoryChange papiNet Standard - Version 2.31

Scenario G

e-Document	InventoryChange
Type	Buy
Scenario	Customer buys paper from Printer to complete a job.
Outcome	Customer adds new reels to inventory.
Initiator	Printer
Receiver	Customer
Preconditions	What exists prior to the start?
XML File	The name of any sample file.
Trigger	What starts the process?
Step 1.	<p>Printer sends e-Document to customer. The following information included in the InventoryChange e-Document is particular to this Use Case.</p> <ul style="list-style-type: none"> • InventoryChangeType • Sender • Receiver • LocationParty • OtherParty - Supplier • OtherParty – Mill • Product • Package/Reel ID • Quantity
Step 2.	e-Document received by Customer. Customer adds new reels to customer inventory.

Scenario H

e-Document	InventoryChange
Type	Sell
Scenario	Customer sells stock to printer or other party.
Outcome	Printer/Customer remove reels from customer inventory.
Initiator	Printer
Receiver	Customer

InventoryChange papiNet Standard - Version 2.31

Step 1.	Printer sends e-Document to customer. The following information included in the InventoryChange e-Document is particular to this Use Case. <ul style="list-style-type: none"> • InventoryChangeType • Sender • Receiver • LocationParty • Package/Reel ID • Quantity
Step 2.	Customer receives e-Document and removes reels from inventory.

Scenario I

e-Document	InventoryChange
Type	QualityReject
Scenario	Printer identifies reels that cannot be used on press due to paper quality issues.
Outcome	Customer removes reels from inventory.
Initiator	Printer
Receiver	Customer
Preconditions	Rejected goods delivered and received by printer.
Trigger	Reels cannot be used on press and are identified as quality rejects by printer.
Step 1.	Printer sends e-Document to customer. The following information included in the InventoryChange e-Document is particular to this Use Case. <ul style="list-style-type: none"> • InventoryChangeType • Sender • Receiver • LocationParty • Package/Reel ID • Quantity

Scenario J

e-Document	InventoryChange
Type	Site Damage

InventoryChange papiNet Standard - Version 2.31

Scenario	Reels are damaged at the printer facility after delivery.
Outcome	Damage weight is subtracted from each reel in customer's inventory system.
Initiator	Printer
Receiver	Customer
Preconditions	Goods must be delivered and received at printer facility.
Step 1.	Printer sends e-Document to customer. The following information included in the InventoryChange e-Document is particular to this Use Case. <ul style="list-style-type: none"> • InventoryChangeType • Sender • Receiver • LocationParty • Package/Reel ID • Quantity • InformationalQuantity: damaged weight of the reel
Step 2.	Customer receives e-Document and subtracts the damage weight from available inventory.

Scenario K

e-Document	InventoryChange
Type	Transit Damage
Scenario	Printer unloads goods and discovers damage weight on reels.
Outcome	Customer removes damaged weight from available inventory.
Initiator	Printer
Receiver	Customer
Preconditions	Goods must be delivered and received by printer.
XML File	The name of any sample file.
Trigger	Goods are unloaded and are seen to have damage from shipping.

InventoryChange papiNet Standard - Version 2.31

Step 1.	<p>Printer sends e-Document to customer. The following information included in the InventoryChange e-Document is particular to this Use Case.</p> <ul style="list-style-type: none"> • InventoryChangeType • Sender • Receiver • LocationParty • Package/Reel ID • Quantity: original weight of reel • InformationalQuantity: damage weight of reel
Step 2.	Customer receives e-Document and subtracts damage weight from available inventory.

Scenario L

e-Document	InventoryChange
Type	Conversion
Scenario	Inventory is cut down, or "slit" into a different size. The original reels are the wrong size for the intended press.
Outcome	Customer removes the original reel from inventory and adds the new reel(s) to inventory.
Initiator	Printer
Receiver	Customer
Preconditions	What exists prior to the start?
XML File	The name of any sample file.
Trigger	What starts the process?
Step 1.	<p>Printer sends e-Document to customer. The following information included in the InventoryChange e-Document is particular to this Use Case.</p> <ul style="list-style-type: none"> • InventoryChangeType • Sender • Receiver • LocationParty • OldProduct: the original product attributes of the reel • OldPackageInformation: the package

InventoryChange papiNet Standard - Version 2.31

	<p>information for the reel before it was slit</p> <ul style="list-style-type: none">• NewProduct: the new product attributes of the reel created by the slit• Package/Reel ID: the new package information for the reel created by the slit• Quantity
Step 2.	Customer receives e-Document. Removes slit reel from inventory and adds reels created by slit to inventory.