



**papiNet**

**InventoryStatus**

**papiNet Standard - Version 2.31**

**Documentation**

**Global Standard for the Paper and Forest  
Products Supply Chain**

**Build V2R31\_20171018**

**Date 2017-11-17**

**Production Release**

# InventoryStatus

## papiNet Standard - Version 2.31

---

### Copyright

Copyright 2000 - 2017 papiNet G.I.E ("papiNet") and International Digital Enterprise Alliance, Inc. ("IDEAlliance") collectively "Copyright Owner". All rights reserved by the Copyright Owner under the laws of the United States, Belgium, the European Economic Community, and all states, domestic and foreign. This document may be downloaded and copied provided that all copies retain and display the copyright and any other proprietary notices contained in this document. This document may not be sold, modified, edited, or taken out of context such that it creates a false or misleading statement or impression as to the purpose or use of the papiNet specification, which is an open standard. Use of this Standard, in accord with the foregoing limited permission, shall not create for the user any rights in or to the copyright, which rights are exclusively reserved to the Copyright Owner.

papiNet, IDEAlliance, and the members of all papiNet Groups (collectively and individually, "Presenters") make no representations or warranties, express or implied, including, but not limited to, warranties of merchantability, fitness for a particular purpose, title, or non-infringement. The presenters do not make any representation or warranty that the contents of this document are free from error, suitable for any purpose of any user, or that implementation of such contents will not infringe any third party patents, copyrights, trademarks or other rights. By making use of this document, the user assumes all risks and waives all claims against Presenters.

In no event shall Presenters be liable to user (or other person) for direct, indirect, special or consequential damages arising from or related to any use of this document, including, without limitation, lost profits, business interruption, loss of programs, or other data on your information handling system even if Presenters are expressly advised of the possibility of such damages.

---

### Use of Documents in papiNet Implementations

Documents may be used as templates for a papiNet implementation. The Presenters grant the right to modify and edit them to fit an actual implementation project provided all copies display the copyright and any other proprietary notices contained in this document. Such modified documents must not be distributed beyond the trading partners implementing or maintaining a papiNet connection.

# InventoryStatus

## papiNet Standard - Version 2.31

---

---

### Table of Contents

Copyright .....	2
Use of Documents in papiNet Implementations .....	2
Table of Contents .....	3
InventoryStatus Documentation .....	4
InventoryStatus e-Document Overview .....	4
The Scope of InventoryStatus E-Document .....	4
InventoryStatusRequestDetailType [attribute] .....	4
Business Rules for InventoryStatus .....	5
Understanding the Diagrams and Content .....	6
InventoryStatus Root Element.....	8
InventoryStatus .....	8
Primary Elements .....	10
InventoryStatusHeader .....	10
InventoryStatusLineItem .....	12
InventoryStatusSummary .....	15
InventoryStatus Business Scenarios.....	16
InventoryStatus Scenario Listing .....	16
Scenario A.....	16
Scenario B.....	17
Introduction to Scenarios C-G .....	18
Scenario C.....	18
Scenario D .....	19
Scenario E.....	20
Scenario F .....	21
Scenario G .....	22

# InventoryStatus

## papiNet Standard - Version 2.31

---

### InventoryStatus Documentation

---

#### InventoryStatus e-Document Overview

The InventoryStatus e-Document informs involved parties about physical inventory levels at specific stock locations (warehouse, terminal, printer etc.) at a certain time (snapshot).

The e-Document can be used for:

- A total stock situation or status for a specific order item.
- VMI (Vendor managed inventory)
- Stock reconciliation

Prior to implementing an InventoryStatus e-Document it is assumed that the parties involved have already opened a dialogue and a collaborative agreement has been reached. Such an agreement would include frequency of e-Documents, content details, units of measure, etc.

A trading partner sends an InventoryStatus e-Document to another trading partner on an agreed event basis, monthly, weekly, upon stock-take etc. or as a response to an InfoRequest e-Document of InventoryStatus type. If the request includes a StatusAsOfDate the "snapshot" of the inventory should be taken at that time.

---

#### The Scope of InventoryStatus E-Document

The InventoryStatus e-Document can include:

- RequestNumber
- RequestingParty
- BuyerParty
- SupplierParty
- EndUserParty
- OtherParty
- InventoryStatusReference
- AdditionalText
- InventoryStatusLineItemDetail
- NumberOfInventoryStatusLineItemDetails
- InformationalQuantity

The InventoryStatus e-Document must include:

- InventoryStatusIssuedDate
- InventoryStatusNumber
- SenderParty
- LocationParty
- InventoryStatusLineItemNumber
- ByPurchaseOrder or BySupplierOrder or ByProduct
- Quantity

---

#### InventoryStatusRequestDetailType [attribute]

Communicates the method in which the InventoryStatus should be summarized.

attribute
<b>InventoryStatusRequestDetailType</b>
type   inventoryStatusRequestDetailType

# InventoryStatus

## papiNet Standard - Version 2.31

---

*This item is restricted to the following list.*

### **ByMillOrder**

By the mill order number and mill order line item number the material was manufactured. MillParty has also to be specified in ByMillOrderInformation to defined the mill order origin.

### **ByProduct**

By product

### **ByPurchaseOrder**

By the purchase order the material was ordered

### **BySupplierOrderNumber**

By the order the material was manufactured

---

## **Business Rules for InventoryStatus**

### **General Business Rules**

The following table lists the business rules that apply to the InventoryStatus e-Document.

<b>Identifier</b>	<b>Business Rule</b>
<b>IS001</b>	InventoryStatus cancellations are handled via sending a new e-Document.
<b>IS002</b>	An InventoryStatus e-Document can originate from any trading party.
<b>IS003</b>	The e-Document frequency and level of detail is defined within the Trading Partner Agreement.
<b>IS004</b>	If the InfoRequestType is "InventoryStatus" and the InventoryStatusRequestDetailType is "ByPurchaseOrder" then, the InventoryStatus e-Document must contain inventory line item detail from the viewpoint of the purchase order (ByPurchaseOrder).
<b>IS005</b>	If the InfoRequestType is "InventoryStatus" and the InventoryStatusRequestDetailType is "BySupplierOrderNumber" then, the InventoryStatus e-Document must contain inventory line item detail from the viewpoint of the supplier's order number (BySupplierOrder).
<b>IS006</b>	If the InfoRequestType is "InventoryStatus" and the InventoryStatusRequestDetailType is "ByProduct" then, the InventoryStatus e-Document must contain inventory line item detail from the viewpoint

## InventoryStatus papiNet Standard - Version 2.31

Identifier	Business Rule
	of the product (ByProduct).
<b>IS007</b>	If the InfoRequestType is "InventoryStatus" and the InventoryStatusReportingDetailType is "DetailedInventory" the InventoryStatus e-Document will contain inventory line item detail (i.e. package, reel info).
<b>IS008</b>	If the InfoRequestType is "InventoryStatus" and the InventoryStatusReportingDetailType is "AggregatedInventory" the InventoryStatus e-Document will not contain inventory line item detail (i.e. package, reel info)
<b>IS009</b>	If the InventoryStatus e-Document is in response to an InfoRequest e-Document, the RequestNumber must be included and reflect the RequestNumber of the InfoRequest.
<b>IS010</b>	The InventoryStatus can only be asked for in advance, i.e. no historical information can be requested

---

### Understanding the Diagrams and Content

This section provides a graphical view of the schema structures, a discussion of the item's children. You can find additional information about papiNet and the standard at [www.papiNet.org](http://www.papiNet.org).

The graphics contain content model indicators, cardinality indicators, and data type information.

Associated with each graphic are the definitions for the parent item and any associated child items. All attributes are listed first, followed by the elements.

The following information should help you interpret and understand this standard. Please note the following:

- Content Model and Cardinality operate together to determine if the element or attribute are required in the instance document.
- The same attribute can never appear multiple times in the same element so, you will never see a multiple cardinality indicator.

#### **Content model indicators:**

There are three possible types of content: "sequence", "choice", and "all". The papiNet standard currently does not use the "all" construct.

- (sequence)

The sequence of the items to the right of the graphic (or below the text) is

# InventoryStatus

## papiNet Standard - Version 2.31

---

required.

- (choice)

A choice of the items to the right of the graphic (or below the text) is permitted.

- (all)

All the items to the right of the graphic are required.

### Cardinality indicators:

- Dotted line around element or attribute.

A single instance of the item can optionally exist.

- Dotted line around item with range indicated below.

Multiple instances of the item can optionally exist.

- Solid line around item.

A single instance of the item must exist.

- Solid line around item with range indicated below

At least one instance must exist; multiple instances can optionally exist.

### Datatype indication:

When a data type is assigned to an element (either a simple type or complex type) the name of the data type is presented beneath the item name in the graphic.

- In some cases additional information about the data type is presented (the default value).

Elements can either have content that is textual/numeric in nature or content that is made up of additional elements and/or attributes.

- When the content is textual/numeric in nature "three straight horizontal lines" will appear in the upper left-hand corner of the graphic. Pay attention to these elements because they are where you will be entering your information.
- When the content is made up of additional elements and/or attributes a "gray-box" will appear on the right-hand side of the graphic.
- If the graphic shows both the horizontal lines and the gray-box then, in the papiNet standard, the content below the element are attributes.

# InventoryStatus

## papiNet Standard - Version 2.31

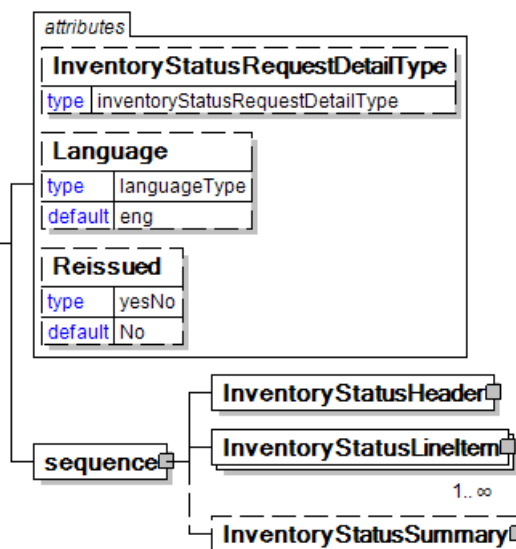
### InventoryStatus Root Element

#### InventoryStatus

The InventoryStatus element is the root element for the InventoryStatus e-Document.

The InventoryStatus e-Document informs involved parties about physical inventory levels at specific stock locations (warehouse, terminal, printer etc.) at a certain time (snapshot).

InventoryStatus



#### InventoryStatusRequestDetailType [attribute]

*InventoryStatusRequestDetailType is optional. A single instance might exist.*

Communicates the method in which the InventoryStatus should be summarized.

*This item is restricted to the following list.*

##### ByMillOrder

By the mill order number and mill order line item number the material was manufactured. MillParty has also to be specified in ByMillOrderInformation to defined the mill order origin.

##### ByProduct

By product

##### ByPurchaseOrder

By the purchase order the material was ordered

##### BySupplierOrderNumber

By the order the material was manufactured

#### Language [attribute]

*Language is optional. A single instance might exist.*

XML has embraced 2 and 3 digit language codes through the application of an addendum to the standard.

Information on the content of this attribute is available at <http://www.loc.gov/standards/iso639-2/> this is the official site of the ISO 639-2 Registration Authority.

- <http://www.w3.org/International/O-HTML-tags.html> provides an explanation of the errata updating XML.
- <http://www.ietf.org/rfc/rfc3066.txt> is the key document that is referenced in the above errata.

#### Reissued [attribute]

*Reissued is optional. A single instance might exist.*



# InventoryStatus

## papiNet Standard - Version 2.31

---

Either "Yes" or "No".

*This item is restricted to the following list.*

**Yes**

**No**

**(sequence)**

*The contents of (sequence) are mandatory. A single instance is required.*

**InventoryStatusHeader**

*InventoryStatusHeader is mandatory. A single instance is required.*

Information that applies to all items on the InventoryStatus e-Document.

**InventoryStatusLineItem**

*InventoryStatusLineItem is mandatory. One instance is required, multiple instances might exist.*

Individual information about the item(s) on an InventoryStatus e-Document.

**InventoryStatusSummary**

*InventoryStatusSummary is optional. A single instance might exist.*

Summary information that applies to the entire InventoryStatus e-Document.

# InventoryStatus

## papiNet Standard - Version 2.31

### Primary Elements

#### InventoryStatusHeader

Information that applies to all items on the InventoryStatus e-Document.

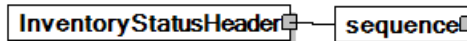
**(sequence)**

*The contents of (sequence) are mandatory. A single instance is required.*

##### InventoryStatusIssuedDate

*InventoryStatusIssuedDate is mandatory. A single instance is required.*

The effective date of the InventoryStatus e-Document.



##### RequestNumber

*RequestNumber is optional. A single instance might exist.*

A unique tracking number specifically identifying the InfoRequest e-Document to the originator. The tracking number is returned with the "information", the answer, to help match the answer to the request.

##### TransactionHistoryNumber

*TransactionHistoryNumber is optional. A single instance might exist.*

This element will be deprecated in next version and should not be used in new implementations.

##### InventoryStatusNumber

*InventoryStatusNumber is mandatory. A single instance is required.*

An identifier that allows for unique identification of the InventoryStatus.

##### LocationParty

*LocationParty is optional. A single instance might exist.*

The organization or business entity where the business event took place or will take place.

##### OtherParty

*OtherParty is optional. Multiple instances might exist.*

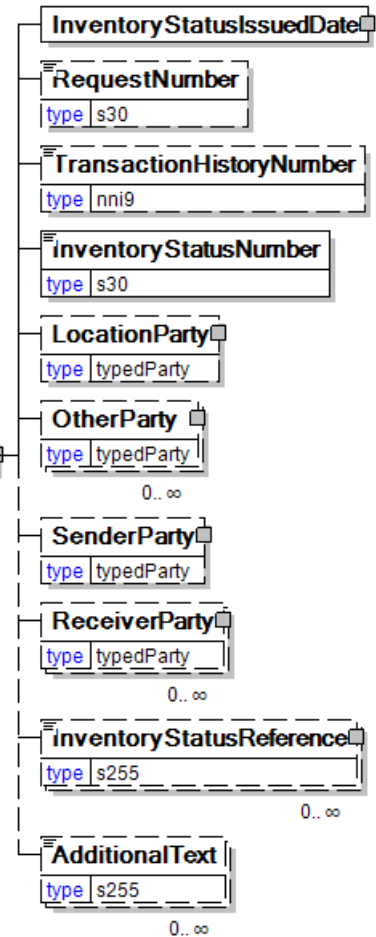
An organisation or business entity other than those specifically detailed within a business document.

##### SenderParty

*SenderParty is optional. A single instance might exist.*

The business entity issuing the business document, the source of the document.

- This is the same entity as the "From" party in the ebXML message service envelope. The entity responsible for the content. If the sender party has out



# InventoryStatus

## papiNet Standard - Version 2.31

---

sourced the transmission function to a third party the sender party is the original party not the party performing the transmission service.

### **ReceiverParty**

*ReceiverParty is optional. Multiple instances might exist.*

The business entity for whom the business document is intended, the destination of the document.

- This is the same entity as the "To" party in the ebXML message service envelop. The entity interested in the content. If the receiver party has outsourced the message receipt function to a third party the receiver party is the intended party not the party performing the receiving process.

### **InventoryStatusReference**

*InventoryStatusReference is optional. Multiple instances might exist.*

A group item detailing relevant references pertaining to the InventoryChange, identified by InventoryStatusReferenceType.

### **AdditionalText**

*AdditionalText is optional. Multiple instances might exist.*

A text field that is used to communicate information not previously defined or for special instructions. To be used only for circumstances not covered by specific elements.

# InventoryStatus

## papiNet Standard - Version 2.31

### InventoryStatusLineItem

Individual information about the item(s) on an InventoryStatus e-Document.

#### ShipmentComplete [attribute]

*ShipmentComplete is optional. A single instance might exist.*

Indicates that all shipments for the particular delivery item are complete

*This item is restricted to the following list.*

**Yes**

**No**

#### (sequence)

*The sequence of items below is mandatory. A single instance is required.*

#### InventoryStatusLineItemNumber

*InventoryStatusLineItemNumber is mandatory. A single instance is required.*

An identifier that allows for unique identification of the InventoryStatusLineItem.

#### PurchaseOrderInformation

*PurchaseOrderInformation is optional. A single instance might exist.*

A group item containing information unique to this PurchaseOrder, which is provided by the buyer. PurchaseOrderInformation can be optional in the supply chain. Invoices are created without having a PurchaseOrder in Vendor Managed Inventory. Freight invoices also will not have a PurchaseOrder number.

#### PurchaseOrderLineItemNumber

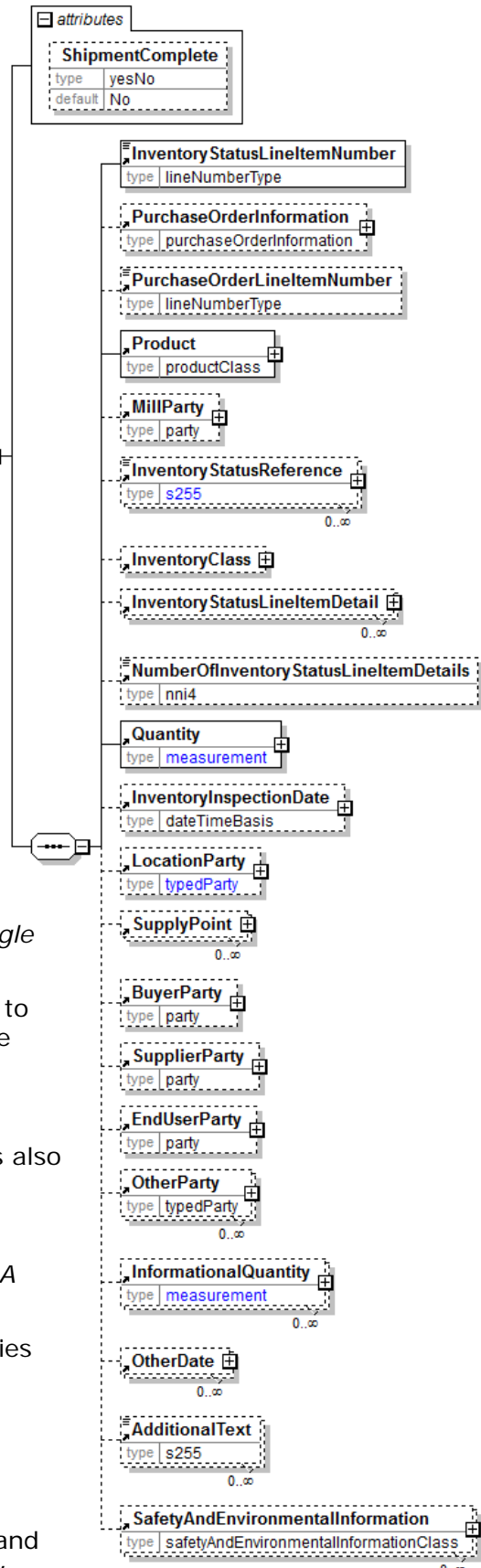
*PurchaseOrderLineItemNumber is optional. A single instance might exist.*

The sequential number that uniquely identifies the PurchaseOrder line item.

#### Product

*Product is mandatory. A single instance is required.*

Product is a group item defining the article and its characteristics. Product is used to specify product characteristics organized by ProductIdentifier, ProductDescription, and Classification. Book Manufacturing, Label Stock, Paper, Pulp, Recovered Paper,



# InventoryStatus

## papiNet Standard - Version 2.31

---

Wood Products, and Virgin Fibre market segments have defined their product characteristics and conversion features for implementation in papiNet.

### **MillParty**

*MillParty is optional. A single instance might exist.*

The organisation or business entity that actually produces the product.

### **InventoryStatusReference**

*InventoryStatusReference is optional. Multiple instances might exist.*

A group item detailing relevant references pertaining to the InventoryChange, identified by InventoryStatusReferenceType.

### **InventoryClass**

*InventoryClass is optional. A single instance might exist.*

A group item containing information about status of inventory and goods items.

### **InventoryStatusLineItemDetail**

*InventoryStatusLineItemDetail is optional. Multiple instances might exist.*

A group element that contains InventoryStatus details.

### **NumberOfInventoryStatusLineItemDetails**

*NumberOfInventoryStatusLineItemDetails is optional. A single instance might exist.*

The number of InventoryStatusLineItemDetail elements included in the InventoryStatusLineItem.

### **Quantity**

*Quantity is mandatory. A single instance is required.*

The Quantity element contains attributes that provide information about the type of quantity that is being communicated, the context in which the particular quantity is to be viewed, and (if the quantity represents an adjustment) an adjustment type.

The Quantity element contains three child elements that enable you to communicate a range of values for the quantity and a target or actual value. It is at this level (Value, RangeMin, and RangeMax) that the unit of measure is specified. This permits the range to be specified in a different unit of measure than the target.

### **InventoryInspectionDate**

*InventoryInspectionDate is optional. A single instance might exist.*

The physical inspection Date and Time of inventory.

### **LocationParty**

*LocationParty is optional. A single instance might exist.*

The organization or business entity where the business event took place or will take place.

### **SupplyPoint**

*SupplyPoint is optional. Multiple instances might exist.*

Grouping element that contains items describing a supply point. A SupplyPoint belongs to a LocationParty, e.g. in a DeliveryOrigin or DeliveryDestination, and describes where goods are stored and can be loaded or unloaded. A SupplyPoint can for example be a loading or unloading gate at a warehouse or a road side landing at a logging area in the forest.

# InventoryStatus

## papiNet Standard - Version 2.31

---

### **BuyerParty**

*BuyerParty is optional. A single instance might exist.*

The legal entity to which the product is sold. Also commonly referred to as the sold-to party or customer. If no OtherParty is defined as the Payer, the Buyer is the Payer.

### **SupplierParty**

*SupplierParty is optional. A single instance might exist.*

The organisation or business entity responsible for providing the product. SupplierParty is also the seller of the product, if Seller is not specified as OtherParty = Seller.

### **EndUserParty**

*EndUserParty is optional. A single instance might exist.*

The party using, consuming, or converting the product. For example, a printer using paper reels for a print job for a publisher. The final ShipTo destination for a product is normally to the end user's facilities.

### **OtherParty**

*OtherParty is optional. Multiple instances might exist.*

An organisation or business entity other than those specifically detailed within a e-Document.

### **InformationalQuantity**

*InformationalQuantity is optional. Multiple instances might exist.*

A quantity given in a valid UOM used for information purposes only (not for calculation). For example, an ordered quantity was 100 reels as opposed to the invoice quantity of 20,000 pounds.

### **OtherDate**

*OtherDate is optional. Multiple instances might exist.*

A date that may not be specifically detailed within a document (example: print date at the PurchaseOrderLineItem).

### **AdditionalText**

*AdditionalText is optional. Multiple instances might exist.*

A text field that is used to communicate information not previously defined or for special instructions. To be used only for circumstances not covered by specific elements.

### **SafetyAndEnvironmentalInformation**

*SafetyAndEnvironmentalInformation is optional. Multiple instances might exist.*

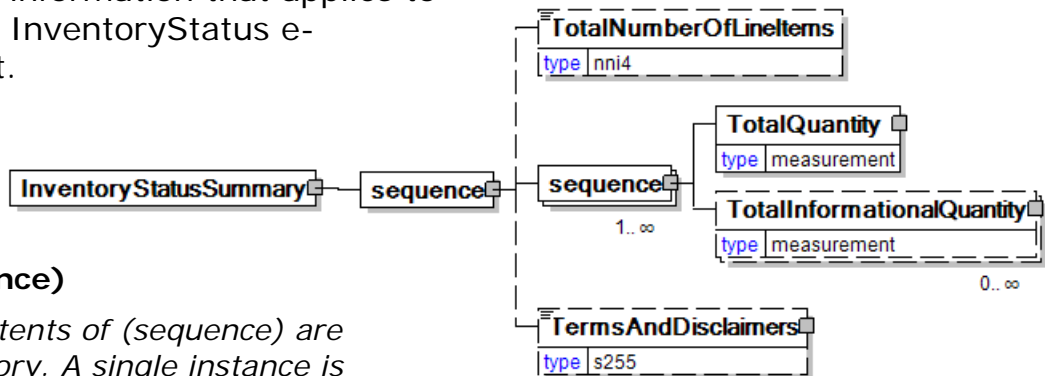
Name of certification type, if any, on the goods (For example, FSC, PEFC). SafetyAndEnvironmental needs a value or measurement to communicate the percentage of the product is certified (for example, 75% is certified by the indicated agency).

# InventoryStatus

## papiNet Standard - Version 2.31

### InventoryStatusSummary

Summary information that applies to the entire InventoryStatus e-Document.



#### (sequence)

The contents of (sequence) are mandatory. A single instance is required.

#### TotalNumberOfLineItems

TotalNumberOfLineItems is optional. A single instance might exist.

The total number of individual line items in the document, regardless of the status or type.

#### (sequence)

The contents of (sequence) are mandatory. One instance is required, multiple instances might exist.

#### TotalQuantity

TotalQuantity is mandatory. A single instance is required.

The total quantity of similar items in the business document. TotalQuantity is primarily used in the summary section of documents where it is repeatable to permit totaling for different units of measure.

#### TotalInformationalQuantity

TotalInformationalQuantity is optional. Multiple instances might exist.

A quantity that is used to communicate related information about the parent element. This element represents a total that is derived from individual line items.

#### TermsAndDisclaimers

TermsAndDisclaimers is optional. A single instance might exist.

An element that contains legal information with an indication of what the Language is.

# InventoryStatus

## papiNet Standard - Version 2.31

### InventoryStatus Business Scenarios

#### InventoryStatus Scenario Listing

<b>Scenario A</b>	Stock check at warehouse
<b>Scenario B</b>	Stock report on regular basis
<b>Scenario C</b>	Response to InfoRequest of InventoryStatus type and InventoryStatusRequestDetailType equal ByPurchaseOrder  InventoryStatusReportingDetailType equal AggregatedInventory
<b>Scenario D</b>	Response to InfoRequest of InventoryStatus type and InventoryStatusRequestDetailType equal ByPurchaseOrder  InventoryStatusReportingDetailType equal DetailedInventory
<b>Scenario E</b>	Response to InfoRequest of InventoryStatus type and InventoryStatusRequestDetailType equal ByPurchaseOrder  InventoryStatusReportingDetailType equal AggregatedInventory and a specified Supplier
<b>Scenario F</b>	Response to InfoRequest of InventoryStatus type and InventoryStatusRequestDetailType equal ByPurchaseOrder  InventoryStatusReportingDetailType equal DetailedInventory and a specified Supplier
<b>Scenario G</b>	Response to InfoRequest of InventoryStatus type and InventoryStatusRequestDetailType equal ByPurchaseOrder  InventoryStatusReportingDetailType equal DetailedInventory and a specified PurchaseOrderNumber

#### Scenario A

<b>e-Document</b>	InventoryStatus
<b>Type</b>	Indicate the e-Document type, if any.
<b>Scenario</b>	Warehouse performs a stock check and updates the figures in their system. An InventoryStatus e-Document is created and sent to supplier.
<b>Outcome</b>	Status of inventory figures in warehouse



## InventoryStatus papiNet Standard - Version 2.31

<b>Initiator</b>	Warehouse/Customer
<b>Receiver</b>	Supplier
<b>Preconditions</b>	The goods has to be delivered to the warehouse to be able to create an InventoryStatus e-Document
<b>Trigger</b>	Stock reconciliation
<b>Step 1.</b>	<p>Warehouse/customer sends an InventoryStatus e-Document to supplier.</p> <p>The following information that is included in the InventoryStatus e-Document is particular to this Use Case.</p> <ul style="list-style-type: none"> <li>• Reel number/Package Id</li> <li>• Order no</li> <li>• Order type</li> <li>• Customer ID</li> </ul>

### Scenario B

<b>e-Document</b>	InventoryStatus
<b>Type</b>	Stock report on regular basis
<b>Scenario</b>	Weekly stock status report is sent to customer from printer
<b>Outcome</b>	Customer is informed about current stock situation at the print site
<b>Initiator</b>	Warehouse/Printer
<b>Receiver</b>	Customer/Publisher
<b>Preconditions</b>	This Use Case assumes the Printer has previously received a DeliveryMessage from supplier of the paper. The e-Document information content is agreed between the messaging partners
<b>XML File</b>	The name of any sample file.
<b>Trigger</b>	Business partner agreement and printer system functions to send weekly stock reports.
<b>Step 1.</b>	Printer sends InventoryStatus e-Document to Publisher

# InventoryStatus

## papiNet Standard - Version 2.31

---

### Introduction to Scenarios C-G

The use cases C-G are different variants of the same scenario but with different parameters. Common for all Use Cases are the structure described below:

#### Business Scenario

Publisher requests an InventoryStatus e-Document from the Printer to get hold of the current stock situation at the printer, via an InfoRequest e-Document of InventoryStatus type. The Publisher can decide if he wants a detailed version containing item ID's or an aggregated version with just weights and numbers. He can also choose to specify more in detail what he like to have in the response; specific purchase order, order product, specific location etc.

The response depends on the InventoryStatusReportingDetailType. If it is DetailedInventory the e-Document will contain all information available on a detail level for the customer (regulated by TPA). If InventoryStatus is communicating AggregatedInventory the e-Document only contain number and weights at an aggregated level. Since these two types contain All you are not allowed to specify more information to precise the response. There are two more types of request that have the same name without the prefix all. In this case the requestor can ask for more précis information. He can ask for a specific product in a specific warehouse. (Has to be agreed in TPA.)

Printer produces the current stock situation and sends requested information back to the Publisher.

---

### Scenario C

<b>e-Document</b>	InventoryStatus
<b>Type</b>	Response to InfoRequest of InventoryStatus type and InventoryStatusRequestDetailType equal ByPurchaseOrder InventoryStatusReportingDetailType equal AggregatedInventory
<b>Scenario</b>	Publisher requests an InventoryStatus e-Document from the Printer to obtain the current stock situation on an aggregate level at the printer, via an InfoRequest e-Document of InventoryStatus type . The InfoRequest has InventoryStatusRequestDetailType = "ByPurchaseOrder" and InventoryStatusReportingDetailType = "AggregatedInventory" <ul style="list-style-type: none"> <li>Printer produces the current stock situation on an aggregated level, not on reel level and sends requested information back to the Publisher.</li> </ul>
<b>Outcome</b>	Publisher sends a request for InventoryStatus.

## InventoryStatus

### papiNet Standard - Version 2.31

	Printer responds with a InventoryStatus e-Document
<b>Initiator</b>	Publisher/Printer
<b>Receiver</b>	Printer/Publisher
<b>Preconditions</b>	<p>This Use Case assumes the Printer has previously received a DeliveryMessage from supplier of the paper. The e-Document information content is agreed between the business partners.</p> <ul style="list-style-type: none"> <li>The inventoryStatus e-Document refers to the InfoRequest e-Document.</li> </ul>
<b>Trigger</b>	InfoRequest e-Document of InventoryStatus type
<b>Step 1.</b>	Publisher sends InfoRequest e-Document of InventoryStatus type to Printer
<b>Step 2.</b>	Printer performs an InventoryStatus report
<b>Step 3.</b>	<p>Printer send InventoryStatus e-Document. Additional information sent with e-Document.</p> <ul style="list-style-type: none"> <li>Inventory status request e-Document reference in the e-Document</li> </ul>

#### Scenario D

<b>e-Document</b>	InventoryStatus
<b>Type</b>	<p>Response to InfoRequest of InventoryStatus type and InventoryStatusRequestDetailType equal ByPurchaseOrder</p> <p>InventoryStatusReportingDetailType equal DetailedInventory</p>
<b>Scenario</b>	<p>Publisher requests an InventoryStatus e-Document from the Printer to get hold of the current stock situation on detailed level at the printer, via an Information request e-Document of InventoryStatus type . The InfoRequest has</p> <ul style="list-style-type: none"> <li>InventoryStatusRequestDetailType = "ByPurchaseOrder"</li> <li>InventoryStatusReportingDetailType = "DetailedInventory", and nothing more specified</li> </ul> <p>Printer produces the current stock situation on a detailed level, all packages are specified, and the e-Document will contain detailed information on</p>

## InventoryStatus papiNet Standard - Version 2.31

	each package. Printer sends the e-Document back to the Publisher.
<b>Outcome</b>	Publisher sends a request for InventoryStatus. Printer responds with a InventoryStatus e-Document
<b>Initiator</b>	Publisher/Printer
<b>Receiver</b>	Printer/Publisher
<b>Preconditions</b>	This Use Case assumes the Printer has previously received a DeliveryMessage from supplier of the paper. The e-Document information content is agreed between the business partners.  The InventoryStatus e-Document refers to the infoRequest e-Document.
<b>XML File</b>	The name of any sample file.
<b>Trigger</b>	InfoRequest e-Document of InventoryStatus type
<b>Step 1.</b>	Publisher sends InfoRequest e-Document of InventoryStatus type to Printer
<b>Step 2.</b>	Printer performs an InventoryStatus report
<b>Step 3.</b>	Printer send InventoryStatus e-Document Additional information sent with e-Document. <ul style="list-style-type: none"> <li>• Inventory status request e-Document reference in the e-Document</li> </ul>

### Scenario E

<b>e-Document</b>	InventoryStatus
<b>Type</b>	Response to InfoRequest of InventoryStatus type and InventoryStatusRequestDetailType = "ByPurchaseOrder" InventoryStatusRequestDetailType = "AggregatedInventory" and a specified Supplier
<b>Scenario</b>	Publisher requests an InventoryStatus e-Document from the Printer to get hold of the current stock situation for a specific Supplier on an aggregate level at the printer, via an InfoRequest e-Document of InventoryStatus type . The InfoRequest has <ul style="list-style-type: none"> <li>• InventoryStatusRequestDetailType = "ByPurchaseOrder"</li> </ul>

## InventoryStatus

### papiNet Standard - Version 2.31

	<ul style="list-style-type: none"> <li>InventoryStatusReportingDetailType = "AggregatedInventory and SupplierParty = "Supplier X"</li> </ul> <p>Printer produces the current stock situation for Publishers paper made from "Supplier X" on an aggregated level, not on reel level and sends requested information back to the Publisher.</p>
<b>Outcome</b>	Publisher sends a request for InventoryStatus. Printer responds with a InventoryStatus e-Document
<b>Initiator</b>	Publisher/Printer
<b>Receiver</b>	Printer/Publisher
<b>Preconditions</b>	This Use Case assumes the Printer has previously received a DeliveryMessage from supplier of the paper. The e-Document information content is agreed between the messaging partners.
<b>Trigger</b>	InfoRequest e-Document of InventoryStatus type
<b>Step 1.</b>	Publisher sends InfoRequest e-Document of InventoryStatus type to Printer
<b>Step 2.</b>	Printer performs an InventoryStatus report
<b>Step 3.</b>	Printer send InventoryStatus e-Document Additional information sent with e-Document. <ul style="list-style-type: none"> <li>Inventory status request e-Document reference in the e-Document</li> </ul>

#### Scenario F

<b>e-Document</b>	InventoryStatus
<b>Type</b>	Response to InfoRequest of InventoryStatus type and InventoryStatusRequestDetailType = "ByPurchaseOrder" InventoryStatusRequestDetailType = "DetailedInventory" and a specified Supplier
<b>Scenario</b>	Publisher requests an InventoryStatus e-Document from the Printer to get hold of the current stock situation on a detailed level at the printer, via an InfoRequest e-Document of InventoryStatus type. The InfoRequest has: <ul style="list-style-type: none"> <li>InventoryStatusRequestDetailType =</li> </ul>

## InventoryStatus

### papiNet Standard - Version 2.31

	<p>"ByPurchaseOrder",</p> <ul style="list-style-type: none"> <li>InventoryStatusReportingDetailType = "DetailedInventory", and SupplierParty = "Supplier X"</li> </ul> <p>Printer produces the current stock situation on a detailed level of all paper produced by "Supplier X" for the Publisher. All packages are specified and the e-Document will contain detailed information on each package. Printer sends the e-Document back to the Publisher.</p>
<b>Outcome</b>	Publisher sends a request for InventoryStatus. Printer responds with a InventoryStatus e-Document
<b>Initiator</b>	Publisher/Printer
<b>Receiver</b>	Printer/Publisher
<b>Preconditions</b>	This Use Case assumes the Printer has previously received a DeliveryMessage from supplier of the paper. The e-Document information content is agreed between the messaging partners.
<b>XML File</b>	The name of any sample file.
<b>Trigger</b>	InfoRequest e-Document of InventoryStatus type
<b>Step 1.</b>	Publisher sends InfoRequest e-Document of InventoryStatus type to Printer
<b>Step 2.</b>	Printer performs an InventoryStatus report
<b>Step 3.</b>	Printer send InventoryStatus e-Document Additional information sent with e-Document. <ul style="list-style-type: none"> <li>Inventory status request e-Document reference in the e-Document</li> </ul>

#### Scenario G

<b>e-Document</b>	InventoryStatus
<b>Type</b>	Response to InfoRequest of InventoryStatus type and InventoryStatusRequestDetailType = "ByPurchaseOrder" InventoryStatusRequestDetailType = "DetailedInventory" and a specified PurchaseOrderNumber
<b>Scenario</b>	Publisher requests an InventoryStatus e-

## InventoryStatus

### papiNet Standard - Version 2.31

	<p>Document from the Printer to get hold of the current stock situation on a detailed level on a specific PurchaseOrderNumber at the printer, via an InfoRequest e-Document of InventoryStatus type.</p> <ul style="list-style-type: none"> <li>Printer produces the current stock situation on a detailed level for order 123456 produced by "Supplier X" for the Publisher. All packages are specified and the e-Document will contain detailed information on each package. Printer sends the e-Document back to the Publisher</li> </ul>
<b>Outcome</b>	Publisher sends a request for InventoryStatus. Printer responds with a InventoryStatus e-Document
<b>Initiator</b>	Publisher/Printer
<b>Receiver</b>	Printer/Publisher
<b>Preconditions</b>	This Use Case assumes the Printer has previously received a DeliveryMessage from supplier of the paper.
<b>Trigger</b>	InfoRequest e-Document of InventoryStatus type
<b>Step 1.</b>	Publisher sends InfoRequest e-Document of InventoryStatus type to Printer
<b>Step 2.</b>	Printer performs an InventoryStatus report
<b>Step 3.</b>	<p>Printer send InventoryStatus e-Document. Additional information sent with e-Document.</p> <ul style="list-style-type: none"> <li>Inventory status request e-Document reference in the e-Document</li> </ul>