



papiNet

**Inventory Change**

**papiNet Standard - Version 2.31**

**Documentation**

**Global Standard for the Paper and Forest  
Products Supply Chain**

**January 2009**

**Production Release**

# **Inventory Change**

## **papiNet Standard - Version 2.31**

---

---

### **Copyright**

Copyright 2000 – 2009 papiNet G.I.E (“papiNet”), International Digital Enterprise Alliance, Inc. (“IDEAlliance”), and American Forest & Paper Association, Inc. (“AF&PA”), collectively “Copyright Owner”. All rights reserved by the Copyright Owner under the laws of the United States, Belgium, the European Economic Community, and all states, domestic and foreign. This document may be downloaded and copied provided that all copies retain and display the copyright and any other proprietary notices contained in this document. This document may not be sold, modified, edited, or taken out of context such that it creates a false or misleading statement or impression as to the purpose or use of the papiNet specification, which is an open standard. Use of this Standard, in accord with the foregoing limited permission, shall not create for the user any rights in or to the copyright, which rights are exclusively reserved to the Copyright Owner.

papiNet (formerly known as the European Paper Consortium for e-business - EPC), IDEAlliance (formerly known as the Graphic Communications Association - GCA), the parent organisation of IDEAlliance the Printing Industries of America (PIA), the American Forest and Paper Association (AF&PA), and the members of the papiNet Working Group (collectively and individually, "Presenters") make no representations or warranties, express or implied, including, but not limited to, warranties of merchantability, fitness for a particular purpose, title, or non-infringement. The presenters do not make any representation or warranty that the contents of this document are free from error, suitable for any purpose of any user, or that implementation of such contents will not infringe any third party patents, copyrights, trademarks or other rights. By making use of this document, the user assumes all risks and waives all claims against Presenters.

In no event shall Presenters be liable to user (or other person) for direct, indirect, special or consequential damages arising from or related to any use of this document, including, without limitation, lost profits, business interruption, loss of programs, or other data on your information handling system even if Presenters are expressly advised of the possibility of such damages.

---

### **Use of Documents in papiNet Implementations**

Documents may be used as templates for a papiNet implementation. The Presenters grant the right to modify and edit them to fit an actual

---

## **Inventory Change papiNet Standard - Version 2.31**

---

---

implementation project provided all copies display the copyright and any other proprietary notices contained in this document. Such modified documents must not be distributed beyond the trading partners implementing or maintaining a papiNet connection.

---

### **Additional Copyright Information**

Additional copyrights may be referenced throughout this document in the appropriate section.

# Inventory Change papiNet Standard - Version 2.31

---

---

## Table of Contents

Copyright .....	2
Use of Documents in papiNet Implementations .....	2
Additional Copyright Information .....	3
Table of Contents .....	4
InventoryChange Documentation .....	5
An Overview of the Inventory Change Message .....	5
The Scope of Inventory Change Message .....	5
Business Rules for InventoryChange .....	6
InventoryChangeType [attribute] .....	6
Processing the Inventory Change Message .....	7
InventoryChange Structure .....	8
Understanding the Diagrams and Content .....	9
Inventory Change Root Element .....	11
InventoryChange .....	11
Primary Elements .....	14
InventoryChangeHeader .....	14
InventoryChangeLineItem .....	<b>Error! Bookmark not defined.</b>
InventoryChangeSummary .....	19
InventoryChange Business Scenarios .....	21
InventoryChange Scenario Listing .....	21
Scenario A .....	21
Scenario B .....	22
Scenario C .....	23
Scenario D .....	24
Scenario E .....	25
Scenario F .....	26
Scenario G .....	27
Scenario H .....	28
Scenario I .....	29
Scenario J .....	29
Scenario K .....	30
Scenario L .....	31

# Inventory Change

## papiNet Standard - Version 2.31

---

---

### InventoryChange Documentation

---

#### **An Overview of the Inventory Change Message**

The purpose of the Inventory Change message is to inform involved parties about changes in the inventory at a specific warehouse location managed by one warehouse operator. The message then allows the receiving party to update these changes to their systems in order to update tracking data for costs, performance, and financial reporting.

The warehouse location can report the change information in different levels of detail that is by warehouse, location, order, package, or item level.

The parties sending and receiving the message can be different. As well as supporting the reporting relationship between a warehouse operator and a supplier the message can also support a printer managing the stock for a publisher.

The types of changes that can be reported through the inventory change message are:

- Damages in the warehouse that causes weight changes through slab off and rewrapping
- Damages or actions in the warehouse that causes downgrading, or total loss of goods
- Physical stock count differences, adjustment of booked value to actual counted value
- Stock and order transfers

Prior to implementing the Inventory Change message it is assumed that the parties involved have already opened a dialogue and a collaborative agreement has been reached. Such an agreement would include frequency of messages, content detail, units of measure, and other areas.

Additionally, agreement on when and how to use the message between the parties will have been reached. Based on these agreements a trading partner sends an Inventory Change message to another trading partner on the event basis agreed to.

---

#### **The Scope of Inventory Change Message**

The Inventory Change message can include:

- Product specifications, such as product identifier.
- Warehouse/customer locations.
- Product details such as width, diameter, pallet size, etc.'
- Reel Id/Package Id

The Inventory Change message must include:

- InventoryChangeType, indicating the type of change

# Inventory Change

## papiNet Standard - Version 2.31

- ReasonIdentifier, reason or cause for the change
- Quantities, old quantity and new changed quantity
- Order Reference, Purchase Order or Mill Order

### Business Rules for InventoryChange

The following table lists the business rules that apply to all Inventory Change message types.

#### General Business Rules

Identifier	Business Rule
<b>IC001</b>	Each inventory change message is for one type (InventoryChangeType) only.
<b>IC002</b>	Highest message level is order level; Purchase Order or Mill Order.
<b>IC003</b>	Inventory Change message requires a reason code.
<b>IC004</b>	The Inventory Change message can originate from any trading party. The business flow is the same regardless of sender or receiver.
<b>IC005</b>	An amendment to the InventoryChange message is handled through a new message.
<b>IC006</b>	Always the new classification in the message.
<b>IC007</b>	Order transfer is only accepted between the same supplier's product, to a given Purchase order.

### InventoryChangeType [attribute]

Identifies the reason for the inventory change

*This item is restricted to the following list.*



#### Buy

The material has been purchased

#### Classification

The inventory change is due to a change in classification

#### Conversion

#### InventoryTransfer

The material has been transferred

#### LocationTransfer

The material has been moved

# **Inventory Change papiNet Standard - Version 2.31**

---

---

## **OwnershipTransfer**

The party owning the material is being changed.

## **QualityReject**

The change is due to rejection.

## **Rewrapping**

The material has been rewrapped

## **Sell**

The material has been sold

## **SiteDamage**

Damage has taken place at the storage site.

## **StockCount**

## **TransitDamage**

Damage has taken place in transit.

## **Waste**

The quantity is being changed due to spoilage or waste of material.

---

## **Processing the Inventory Change Message**

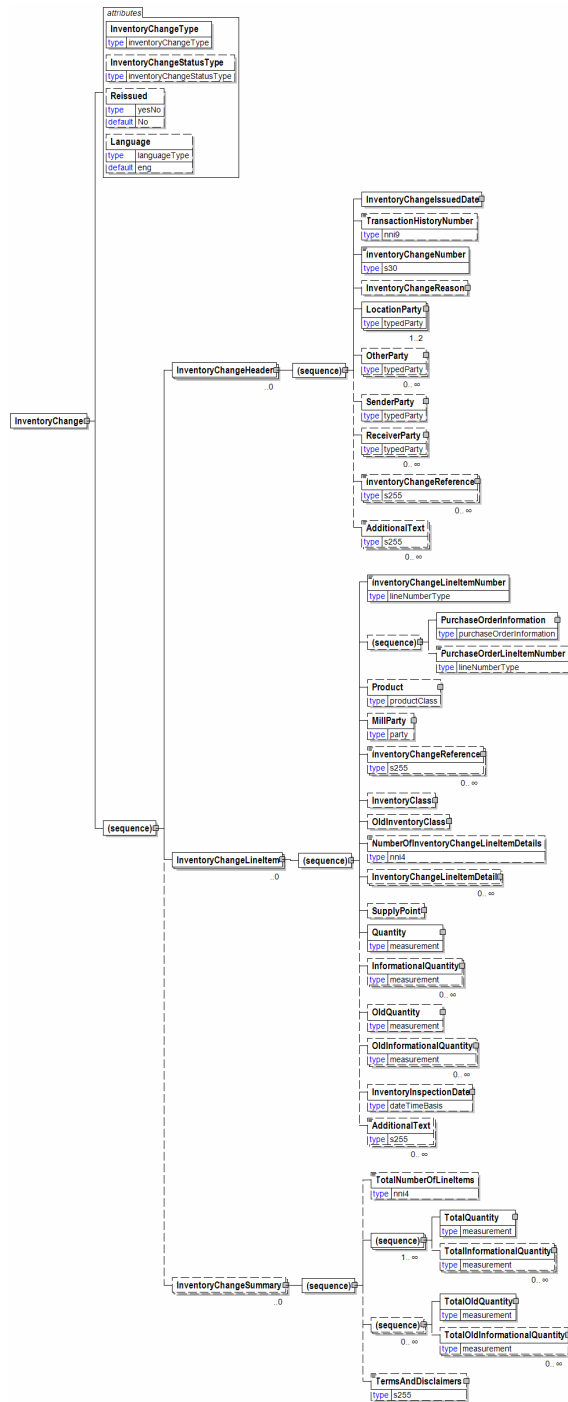
Message processing depends on the message type and on the value(s) in status field(s) at the message, header, and line item levels.

### **Status Values Used When Processing the InventoryChange Message**

No special status values are used to communicate acceptance of the InventoryChange message. This is accomplished using the BusinessAcknowledgement message.

# Inventory Change papiNet Standard - Version 2.31

## InventoryChange Structure





# Inventory Change

## papiNet Standard - Version 2.31

---

---

### Understanding the Diagrams and Content

This section provides a graphical view of the schema structures, a discussion of the item's children. You can find additional information about papiNet and the standard at [www.papiNet.org](http://www.papiNet.org).

The graphics contain content model indicators, cardinality indicators, and data type information.

Associated with each graphic are the definitions for the parent item and any associated child items. All attributes are listed first, followed by the elements.

The following information should help you interpret and understand this standard. Please note the following:

- Content Model and Cardinality operate together to determine if the element or attribute are required in the instance document.
- The same attribute can never appear multiple times in the same element so, you will never see a multiple cardinality indicator.

#### Content model indicators:

There are three possible types of content: "sequence", "choice", and "all". The papiNet standard currently does not use the "all" construct.

- (sequence)  
The sequence of the items to the right of the graphic (or below the text) is required.
- (choice)  
A choice of the items to the right of the graphic (or below the text) is permitted.
- (all)  
All the items to the right of the graphic are required.

#### Cardinality indicators:

- Dotted line around element or attribute.  
A single instance of the item can optionally exist.
- Dotted line around item with range indicated below.  
Multiple instances of the item can optionally exist.
- Solid line around item.  
A single instance of the item must exist.
- Solid line around item with range indicated below  
At least one instance must exist; multiple instances can optionally exist.

#### Datatype indication:

When a data type is assigned to an element (either a simple type or complex type the name of the data type is presented beneath the item name in the graphic.

- In some cases additional information about the data type is presented

## **Inventory Change**

### **papiNet Standard - Version 2.31**

---

---

(the default value).

Elements can either have content that is textual/numeric in nature or content that is made up of additional elements and/or attributes.

- When the content is textual/numeric in nature “three straight horizontal lines” will appear in the upper left-hand corner of the graphic. Pay attention to these elements because they are where you will be entering your information.
- When the content is made up of additional elements and/or attributes a “gray-box” will appear on the right-hand side of the graphic.
- If the graphic shows both the horizontal lines and the gray-box then, in the papiNet standard, the content below the element are attributes.

# Inventory Change papiNet Standard - Version 2.31

## Inventory Change Root Element

### InventoryChange

The root element of the Inventory Change message.

#### **InventoryChangeType [attribute]**

*InventoryChangeType is mandatory. A single instance is required.*

Identifies the reason for the inventory change

*This item is restricted to the following list.*

#### **Buy**

The material has been purchased

#### **Classification**

The inventory change is due to a change in classification

#### **Conversion**

#### **InventoryTransfer**

The material has been transferred

#### **LocationTransfer**

The material has been moved

#### **OwnershipTransfer**

The party owning the material is being changed.

#### **QualityReject**

The change is due to rejection.

#### **Rewrapping**

The material has been rewrapped

#### **Sell**

The material has been sold

#### **SiteDamage**

Damage has taken place at the storage site.

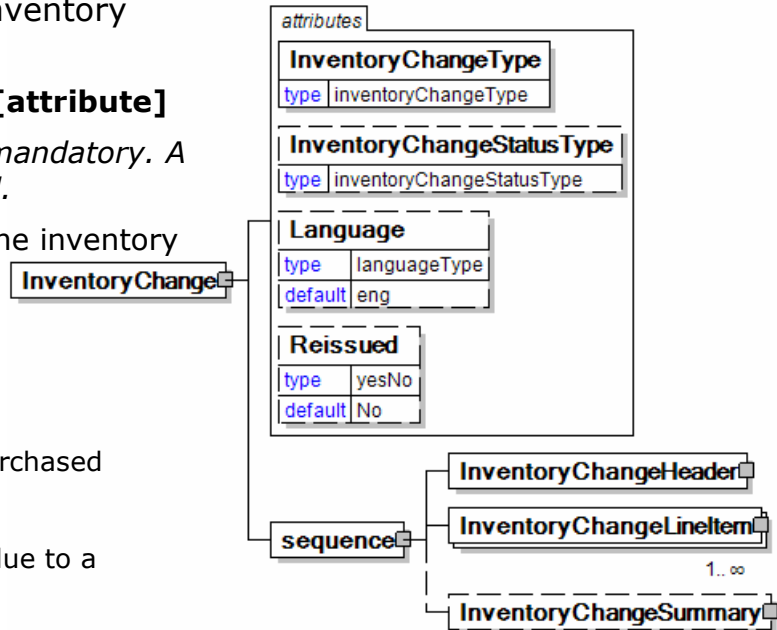
#### **StockCount**

#### **TransitDamage**

Damage has taken place in transit.

#### **Waste**

The quantity is being changed due to spoilage or waste of material.



# Inventory Change

## papiNet Standard - Version 2.31

---

### **InventoryChangeStatusType [attribute]**

*InventoryChangeStatusType is optional. A single instance might exist.*

Defines the status of the entire InventoryChange message at root level

*This item is restricted to the following list.*

#### **Cancelled**

The supplied information is cancelled. Items that have been cancelled are not included in totals on the summary levels of the message.

#### **Original**

The message information is the first version of that information.

#### **Replaced**

The supplied information is replacing earlier supplied information. The receiver should revalidate the information in their system based upon the entire information received.

### **Language [attribute]**

*Language is optional. A single instance might exist.*

XML has embraced 2 and 3 digit language codes through the application of an addendum to the standard.

Information on the content of this attribute is available at <http://www.loc.gov/standards/iso639-2/> this is the official site of the ISO 639-2 Registration Authority.

- <http://www.w3.org/International/O-HTML-tags.html> provides an explanation of the errata updating XML.
- <http://www.ietf.org/rfc/rfc3066.txt> is the key document that is referenced in the above errata.

### **Reissued [attribute]**

*Reissued is optional. A single instance might exist.*

Either "Yes" or "No".

*This item is restricted to the following list.*

**Yes**

**No**

### **(sequence)**

*The contents of (sequence) are mandatory. A single instance is required.*

#### **InventoryChangeHeader**

*InventoryChangeHeader is mandatory. A single instance is required.*

Common information that applies to the entire Inventory Change message.

#### **InventoryChangeLineItem**

*InventoryChangeLineItem is mandatory. One instance is required, multiple instances might exist.*

## **Inventory Change**

### **papiNet Standard - Version 2.31**

---

---

The detail information for a given Inventory Change item.

#### **InventoryChangeSummary**

*InventoryChangeSummary is optional. A single instance might exist.*

Summary information that applies to the entire Inventory Change message.

# Inventory Change papiNet Standard - Version 2.31

## Primary Elements

### InventoryChangeHeader

Common information that applies to the entire Inventory Change message.

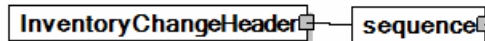
**(sequence)**

*The contents of (sequence) are mandatory. A single instance is required.*

**InventoryChangeIssuedDate**

*InventoryChangeIssuedDate is mandatory. A single instance is required.*

The Date and Time when the inventory change was issued.



**TransactionHistoryNumber**

*TransactionHistoryNumber is optional. A single instance might exist.*

A sequential number that keeps track of the version of a document being sent by the document originator except in the case where TransactionHistoryConfirmation is used, in which case the TransactionHistoryNumber refers to the trigger transaction for which the confirmation is being sent.

**InventoryChangeNumber**

*InventoryChangeNumber is mandatory. A single instance is required.*

An identifier allowing the InventoryChange to be uniquely identified.

**InventoryChangeReason**

*InventoryChangeReason is optional. A single instance might exist.*

The reason for the inventory change.

**LocationParty**

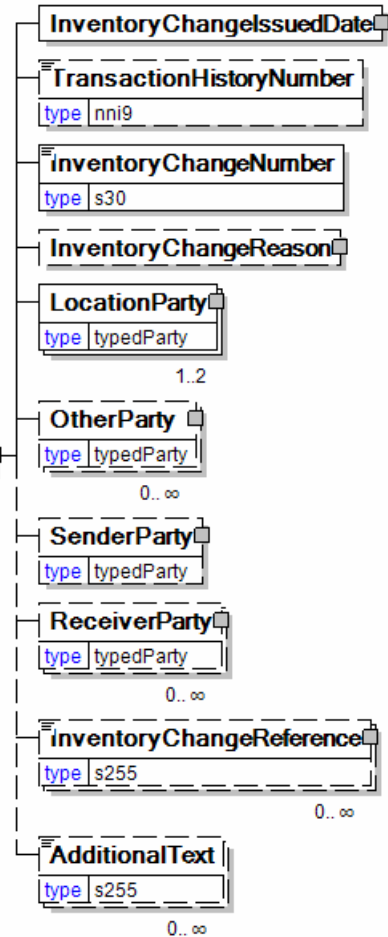
*LocationParty is mandatory.*

The organization or business entity where the business event took place or will take place.

**OtherParty**

*OtherParty is optional. Multiple instances might exist.*

An organisation or business entity other than those specifically detailed within a business document.



# Inventory Change

## papiNet Standard - Version 2.31

---

---

### **SenderParty**

*SenderParty is optional. A single instance might exist.*

The business entity issuing the business document, the source of the document.

- This is the same entity as the "From" party in the ebXML message service envelope. The entity responsible for the content. If the sender party has outsourced the transmission function to a third party the sender party is the original party not the party performing the transmission service.

### **ReceiverParty**

*ReceiverParty is optional. Multiple instances might exist.*

The business entity for whom the business document is intended, the destination of the document.

- This is the same entity as the "To" party in the ebXML message service envelope. The entity interested in the content. If the receiver party has outsourced the message receipt function to a third party the receiver party is the intended party not the party performing the receiving process.

### **InventoryChangeReference**

*InventoryChangeReference is optional. Multiple instances might exist.*

An element detailing relevant references (such as contract number) pertaining to the InventoryChange, identified by InventoryChangeReferenceType.

### **AdditionalText**

*AdditionalText is optional. Multiple instances might exist.*

A text field that is used to communicate information not previously defined or for special instructions. To be used only for circumstances not covered by specific elements.

# Inventory Change papiNet Standard - Version 2.31

## InventoryChangeLineItem

The detail information for a given Inventory Change item.

### (sequence)

*The sequence of items below is mandatory. A single instance is required.*

#### InventoryChangeLineItemNumber

*InventoryChangeLineItemNumber is mandatory. A single instance is required.*


An identifier for the InventoryChangeLineItem.

### (sequence)

*The sequence of items below is optional. A single instance might exist.*

#### PurchaseOrderInformation

*PurchaseOrderInformation is*



*mandatory. A single instance is required.*

A group item containing information unique to this purchase order, which is provided by the buyer. PurchaseOrderInformation can be optional in the supply chain. Invoices are created without having a Purchase Order in Vendor Managed Inventory. Freight invoices also will not have a Purchase Order number.

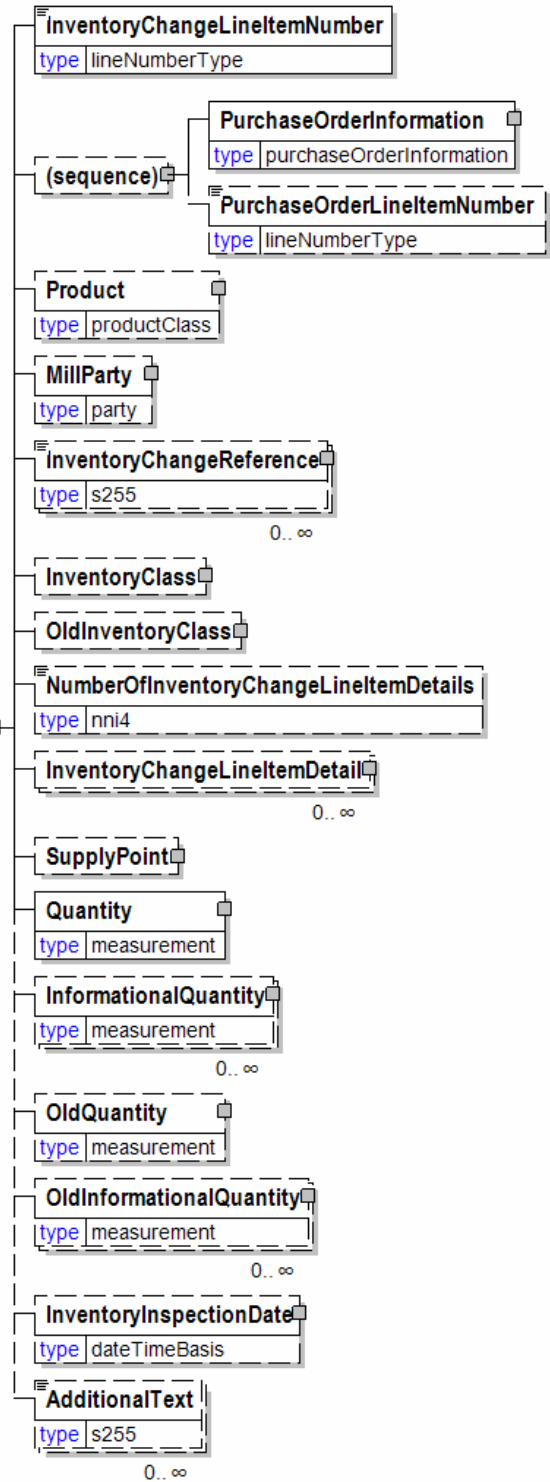
#### PurchaseOrderLineItemNumber

*PurchaseOrderLineItemNumber is optional. A single instance might exist.*

The sequential number that uniquely identifies the purchase order line item.

#### Product

*Product is optional. A single instance might exist.*





# Inventory Change

## papiNet Standard - Version 2.31

---

Product is a group item defining the article and its characteristics. Product is used to specify product characteristics organized by ProductIdentifier, ProductDescription, and Classification. Book Manufacturing, Label Stock, Paper, Pulp, Recovered Paper, Wood Products, and Virgin Fibre market segments have defined their product characteristics and conversion features for implementation in papiNet.

### **MillParty**

*MillParty is optional. A single instance might exist.*

The organisation or business entity that actually produces the product.

### **InventoryChangeReference**

*InventoryChangeReference is optional. Multiple instances might exist.*

An element detailing relevant references (such as contract number) pertaining to the InventoryChange, identified by InventoryChangeReferenceType.

### **InventoryClass**

*InventoryClass is optional. A single instance might exist.*

A group item containing information about status of inventory and goods items.

### **OldInventoryClass**

*OldInventoryClass is optional. A single instance might exist.*

A group item containing information about what the InventoryClass was prior to the event described taking place.

### **NumberOfInventoryChangeLineItemDetails**

*NumberOfInventoryChangeLineItemDetails is optional. A single instance might exist.*

The number of InventoryChangeLineItemDetail elements included in the InventoryChangeLineItem.

### **InventoryChangeLineItemDetail**

*InventoryChangeLineItemDetail is optional. Multiple instances might exist.*

Unit level details associated with the Inventory Change.

### **SupplyPoint**

*SupplyPoint is optional. A single instance might exist.*

Grouping element that contains items describing a supply point. A SupplyPoint belongs to a LocationParty, e.g. in a DeliveryOrigin, and describes where goods are stored and can be loaded. A SupplyPoint can for example be a loading gate at a warehouse or a road side landing at a logging area in the forest.

### **Quantity**

*Quantity is mandatory. A single instance is required.*

The Quantity element contains attributes that provide information about the type of quantity that is being communicated, the context in which the particular quantity is to be viewed, and (if the quantity represents an adjustment) an adjustment type.

## **Inventory Change**

### **papiNet Standard - Version 2.31**

---

---

The Quantity element contains three child elements that enable you to communicate a range of values for the quantity and a target or actual value. It is at this level (Value, RangeMin, and RangeMax) that the unit of measure is specified. This permits the range to be specified in a different unit of measure than the target.

#### **InformationalQuantity**

*InformationalQuantity is optional. Multiple instances might exist.*

A quantity given in a valid UOM used for information purposes only (not for calculation). For example, an ordered quantity was 100 reels as opposed to the invoice quantity of 20,000 pounds.

#### **OldQuantity**

*OldQuantity is optional. A single instance might exist.*

What the Quantity was prior to the event described taking place

#### **OldInformationalQuantity**

*OldInformationalQuantity is optional. Multiple instances might exist.*

What the InformationalQuantity was prior to the event described taking place.

#### **InventoryInspectionDate**

*InventoryInspectionDate is optional. A single instance might exist.*

The physical inspection Date and Time of inventory.

#### **AdditionalText**

*AdditionalText is optional. Multiple instances might exist.*

A text field that is used to communicate information not previously defined or for special instructions. To be used only for circumstances not covered by specific elements.

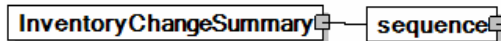
# Inventory Change papiNet Standard - Version 2.31

## InventoryChangeSummary

Summary information that applies to the entire Inventory Change message.

**(sequence)**

*The contents of (sequence) are mandatory. A single instance is required.*



**TotalNumberOfLineItems**

*TotalNumberOfLineItems is optional. A single instance might exist.*

The total number of individual line items in the document, regardless of the status or type.

**(sequence)**

*The contents of (sequence) are mandatory. One instance is required, multiple instances might exist.*

**TotalQuantity**

*TotalQuantity is mandatory. A single instance is required.*

The total quantity of similar items in the business document. TotalQuantity is primarily used in the summary section of documents where it is repeatable to permit totaling for different units of measure.

**TotalInformationalQuantity**

*TotalInformationalQuantity is optional. Multiple instances might exist.*

A quantity that is used to communicate related information about the parent element. This element represents a total that is derived from individual line items.

**(sequence)**

*The contents of (sequence) are optional. Multiple instances might exist.*

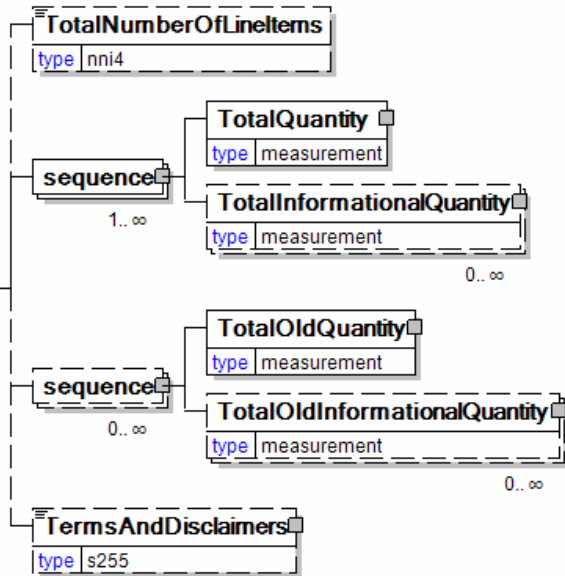
**TotalOldQuantity**

*TotalOldQuantity is mandatory. A single instance is required.*

A summary of the OldQuantity in the document. TotalOldQuantity uses the QuantityInformation attribute group and the Measurement group (element grouping).

**TotalOldInformationalQuantity**

*TotalOldInformationalQuantity is optional. Multiple instances might exist.*



## **Inventory Change**

### **papiNet Standard - Version 2.31**

---

---

A summary of the OldInformationQuantity in the document.

TotalOldInformationalQuantity uses the QuantityInformation attribute group and the Measurement group (element grouping).

#### **TermsAndDisclaimers**

*TermsAndDisclaimers is optional. A single instance might exist.*

An element that contains legal information with an indication of what the Language is.

# Inventory Change papiNet Standard - Version 2.31

## InventoryChange Business Scenarios

### InventoryChange Scenario Listing

<b>Scenario A</b>	Package totally damaged by truck in warehouse
<b>Scenario B</b>	Package partly damaged by truck in warehouse, decision to rewrap (partnership agreement)
<b>Scenario C</b>	Reel is identified as having incorrect product attributes.
<b>Scenario D</b>	Package "disappeared" in warehouse
<b>Scenario E</b>	Inventory Transfer of ownership caused by borrowing inventory
<b>Scenario F</b>	Location Transfer caused by moving inventory from one location to another
<b>Scenario G</b>	Customer buys inventory from Printer
<b>Scenario H</b>	Customer sells inventory to printer
<b>Scenario I</b>	Reels are unusable due to quality issues
<b>Scenario J</b>	Reels are damaged at the printer facility.
<b>Scenario K</b>	Reels are damaged during shipping from supplier to printer facility.
<b>Scenario L</b>	Inventory is cut down, or "slit" into a different size.

### Scenario A

<b>Message</b>	InventoryChange
<b>Type</b>	Waste
<b>Scenario</b>	Clam truck totally damage one or several reels in the warehouse. Reels cannot be used for any printing purposes and cannot be recycled.
<b>Outcome</b>	Change of inventory figures in warehouse
<b>Initiator</b>	Warehouse/Customer
<b>Receiver</b>	Supplier
<b>Preconditions</b>	The goods has to be delivered and received at the warehouse

## Inventory Change papiNet Standard - Version 2.31

<b>XML File</b>	The name of any sample file.
<b>Trigger</b>	Damage in warehouse, and waste classification by warehouse operator
<b>Step 1.</b>	<p>Warehouse/customer sends an inventory change message with the type waste to the supplier. The following information included in the InventoryChange message is particular to this Use Case.</p> <ul style="list-style-type: none"> <li>• InventoryChangeType</li> <li>• Change Reason code</li> <li>• Sender</li> <li>• Receiver</li> <li>• Warehouse</li> <li>• Purchase order info</li> <li>• Package/Reel ID</li> <li>• Quantity</li> </ul>
<b>Step 2.</b>	Message received by supplier and wasted reels updated in supplier ERP and correct stock figure are obtained in supplier ERP. This also generates info for claim handling, insurance, costs and tracking for the supplier ERP.

### Scenario B

<b>Message</b>	InventoryChange
<b>Type</b>	Rewrapping. Pallet of sheets damaged by careless truck driver. Pallet unwrapped by warehouse operator. Damaged sheets removed from pallet. Pallet rewrapped and new weight registered in warehouse system.
<b>Scenario</b>	Inventory change message created by warehouse operator and sent from warehouse to supplier
<b>Outcome</b>	Inventory changed received by supplier and updated in supplier ERP. Correct stock figure obtained in supplier ERP.
<b>Initiator</b>	Warehouse/customer

## Inventory Change papiNet Standard - Version 2.31

<b>Receiver</b>	Supplier
<b>Preconditions</b>	This Use Case assumes the Supplier has previously sent delivery message to warehouse.
<b>XML File</b>	The name of any sample file.
<b>Trigger</b>	Damage/rewrapping entry at warehouse operator
<b>Step 1.</b>	<p>Warehouse operator sends InventoryChange message to supplier. The following information included in the InventoryChange message is particular to this Use Case.</p> <ul style="list-style-type: none"> <li>• InventoryChangeType</li> <li>• Change Reason code</li> <li>• Sender</li> <li>• Receiver</li> <li>• Warehouse</li> <li>• Purchase order info</li> <li>• Package/Reel ID</li> <li>• Quantity</li> </ul>
<b>Step 2.</b>	Message received by supplier and changed weights updated on reels updated in supplier ERP and correct stock figure are obtained in supplier ERP. The message also generates info for cost, insurance, and tracking in supplier ERP.

### Scenario C

<b>Message</b>	InventoryChange
<b>Type</b>	Classification
<b>Scenario</b>	Inventory is identified as being labeled with the incorrect product attributes.
<b>Outcome</b>	Change of stored product attributes for inventory.
<b>Initiator</b>	Printer/Customer
<b>Receiver</b>	Customer
<b>Preconditions</b>	Delivery message from supplier to warehouse

## Inventory Change papiNet Standard - Version 2.31

	has to be delivered to warehouse operator and to customer
<b>XML File</b>	The name of any sample file.
<b>Trigger</b>	What starts the process?
<b>Step 1.</b>	<p>Printer sends message to supplier and to customer. The following information included in the InventoryChange message is particular to this Use Case.</p> <ul style="list-style-type: none"> <li>• InventoryChangeType</li> <li>• Location Party</li> <li>• Sender</li> <li>• Receiver</li> <li>• OldProduct: original product attributes</li> <li>• Product: corrected product attributes</li> <li>• Package/Reel ID</li> <li>• Quantity</li> </ul>
<b>Step 2.</b>	Message received by customer and changed classification of product attributes updated in Customer ERP.

### Scenario D

<b>Message</b>	InventoryChange
<b>Type</b>	Physical stock count
<b>Scenario</b>	A physical stock check is performed by warehouse operator. Reconciliation of stock levels is done in warehouse operator ERP. Differences to booking values are detected and InventoryChange message is created and sent to supplier and or customer.
<b>Outcome</b>	Actual and correct stock figures are updated in supplier and/or customer ERP.
<b>Initiator</b>	Warehouse operator
<b>Receiver</b>	Supplier and/or customer
<b>Preconditions</b>	Delivery message needs to be sent to warehouse/customer



## Inventory Change papiNet Standard - Version 2.31

<b>XML File</b>	The name of any sample file.
<b>Trigger</b>	Physical inventory in warehouse
<b>Step 1.</b>	<p>Warehouse operator sends message to supplier/customer The following information included in the InventoryChange message is particular to this Use Case.</p> <ul style="list-style-type: none"> <li>• InventoryChangeType</li> <li>• Change Reason code</li> <li>• Sender</li> <li>• Receiver</li> <li>• Warehouse</li> <li>• Other party</li> <li>• Purchase order info</li> <li>• Package/Reel ID</li> <li>• Quantity</li> </ul>
<b>Step 2.</b>	Message received by supplier and customer and downgraded stock updated in supplier and Customer ERP and correct stock figures are obtained in respective ERP. Message also generates info for further actions, costs and tracking in supplier ERP

### Scenario E

<b>Message</b>	Inventory Change
<b>Type</b>	Inventory Transfer
<b>Scenario</b>	A single reel is borrowed by the Printer from Publisher 1 for use in completing the printing of Publisher 2's print job.
<b>Outcome</b>	Actual and correct stock figures are updated in both Publisher 1 and Publisher 2 ERP systems.
<b>Initiator</b>	Printer
<b>Receiver</b>	Customer and/or Supplier
<b>Preconditions</b>	What exists prior to the start?
<b>XML File</b>	The name of any sample file.

## Inventory Change papiNet Standard - Version 2.31

<b>Trigger</b>	What starts the process?
<b>Step 1.</b>	<p>Printer sends separate messages to Publisher 1 subtracting the reel from inventory and to Publisher 2 adding the reel to inventory.</p> <p>The following information included in the InventoryChange message is particular to this Use Case.</p> <ul style="list-style-type: none"> <li>• InventoryChangeType</li> <li>• Change Reason code</li> <li>• Sender</li> <li>• Receiver; Publisher 1 is borrowed from; Publisher 2 is using the reel</li> <li>• Warehouse</li> <li>• Other party</li> <li>• Purchase order info</li> <li>• Package/Reel ID</li> <li>• Quantity: zero for Publisher 1 to subtract from inventory; weight of reel for Publisher 2 to add to inventory</li> </ul>
<b>Step 2.</b>	Publisher 1 subtracts the reel from its inventory; the Printer will likely substitute a replacement reel.
<b>Step 3.</b>	Publisher 2 adds the reel to its inventory; a Usage message will likely include the consumption of the reel

### Scenario F

<b>Message</b>	InventoryChange
<b>Type</b>	Location Transfer
<b>Scenario</b>	A Printer has moved a reel from one print location to another print location. The reel needs to be removed from the inventory at one location and added to the inventory at another.
<b>Outcome</b>	Actual and correct stock figures are updated in Customer ERP system.
<b>Initiator</b>	Printer

## Inventory Change papiNet Standard - Version 2.31

<b>Receiver</b>	Customer and/or Supplier
<b>Preconditions</b>	What exists prior to the start?
<b>XML File</b>	The name of any sample file.
<b>Trigger</b>	What starts the process?
<b>Step 1.</b>	<p>Printer sends message to customer/supplier. The following information included in the InventoryChange message is particular to this Use Case.</p> <ul style="list-style-type: none"> <li>• InventoryChangeType</li> <li>• Change Reason code</li> <li>• Sender</li> <li>• Receiver</li> <li>• LocationParty: the location where the reel has been transferred from</li> <li>• Other party: the location where the reel has been transferred to</li> <li>• Package/Reel ID</li> <li>• Quantity</li> </ul>
<b>Step 2.</b>	Customer ERP system is updates the location of the reel.

### Scenario G

<b>Message</b>	InventoryChange
<b>Type</b>	Buy
<b>Scenario</b>	Customer buys paper from Printer to complete a job.
<b>Outcome</b>	Customer adds new reels to inventory.
<b>Initiator</b>	Printer
<b>Receiver</b>	Customer
<b>Preconditions</b>	What exists prior to the start?
<b>XML File</b>	The name of any sample file.
<b>Trigger</b>	What starts the process?
<b>Step 1.</b>	Printer sends message to customer. The

## Inventory Change papiNet Standard - Version 2.31

	<p>following information included in the InventoryChange message is particular to this Use Case.</p> <ul style="list-style-type: none"> <li>• InventoryChangeType</li> <li>• Sender</li> <li>• Receiver</li> <li>• LocationParty</li> <li>• OtherParty - Supplier</li> <li>• OtherParty - Mill</li> <li>• Product</li> <li>• Package/Reel ID</li> <li>• Quantity</li> </ul>
<b>Step 2.</b>	Message received by Customer. Customer adds new reels to customer inventory.

### Scenario H

<b>Message</b>	InventoryChange
<b>Type</b>	Sell
<b>Scenario</b>	Customer sells stock to printer or other party.
<b>Outcome</b>	Printer/Customer remove reels from customer inventory.
<b>Initiator</b>	Printer
<b>Receiver</b>	Customer
<b>Step 1.</b>	<p>Printer sends message to customer. The following information included in the InventoryChange message is particular to this Use Case.</p> <ul style="list-style-type: none"> <li>• InventoryChangeType</li> <li>• Sender</li> <li>• Receiver</li> <li>• LocationParty</li> <li>• Package/Reel ID</li> <li>• Quantity</li> </ul>
<b>Step 2.</b>	Customer receives message and removes reels from inventory.

## Inventory Change papiNet Standard - Version 2.31

### Scenario I

<b>Message</b>	InventoryChange
<b>Type</b>	QualityReject
<b>Scenario</b>	Printer identifies reels that cannot be used on press due to paper quality issues.
<b>Outcome</b>	Customer removes reels from inventory.
<b>Initiator</b>	Printer
<b>Receiver</b>	Customer
<b>Preconditions</b>	Rejected goods delivered and received by printer.
<b>Trigger</b>	Reels cannot be used on press and are identified as quality rejects by printer.
<b>Step 1.</b>	<p>Printer sends message to customer. The following information included in the InventoryChange message is particular to this Use Case.</p> <ul style="list-style-type: none"> <li>• InventoryChangeType</li> <li>• Sender</li> <li>• Receiver</li> <li>• LocationParty</li> <li>• Package/Reel ID</li> <li>• Quantity</li> </ul>

### Scenario J

<b>Message</b>	InventoryChange
<b>Type</b>	Site Damage
<b>Scenario</b>	Reels are damaged at the printer facility after delivery.
<b>Outcome</b>	Damage weight is subtracted from each reel in customer's inventory system.
<b>Initiator</b>	Printer
<b>Receiver</b>	Customer
<b>Preconditions</b>	Goods must be delivered and received at printer

## Inventory Change papiNet Standard - Version 2.31

	facility.
<b>Step 1.</b>	<p>Printer sends message to customer. The following information included in the InventoryChange message is particular to this Use Case.</p> <ul style="list-style-type: none"> <li>• InventoryChangeType</li> <li>• Sender</li> <li>• Receiver</li> <li>• LocationParty</li> <li>• Package/Reel ID</li> <li>• Quantity</li> <li>• InformationalQuantity: damaged weight of the reel</li> </ul>
<b>Step 2.</b>	Customer receives message and subtracts the damage weight from available inventory.

### Scenario K

<b>Message</b>	InventoryChange
<b>Type</b>	Transit Damage
<b>Scenario</b>	Printer unloads goods and discovers damage weight on reels.
<b>Outcome</b>	Customer removes damaged weight from available inventory.
<b>Initiator</b>	Printer
<b>Receiver</b>	Customer
<b>Preconditions</b>	Goods must be delivered and received by printer.
<b>XML File</b>	The name of any sample file.
<b>Trigger</b>	Goods are unloaded and are seen to have damage from shipping.
<b>Step 1.</b>	<p>Printer sends message to customer. The following information included in the InventoryChange message is particular to this Use Case.</p> <ul style="list-style-type: none"> <li>• InventoryChangeType</li> </ul>

## Inventory Change papiNet Standard - Version 2.31

	<ul style="list-style-type: none"> <li>• Sender</li> <li>• Receiver</li> <li>• LocationParty</li> <li>• Package/Reel ID</li> <li>• Quantity: original weight of reel</li> <li>• InformationalQuantity: damage weight of reel</li> </ul>
<b>Step 2.</b>	Customer receives message and subtracts damage weight from available inventory.

### Scenario L

<b>Message</b>	InventoryChange
<b>Type</b>	Conversion
<b>Scenario</b>	Inventory is cut down, or "slit" into a different size. The original reels are the wrong size for the intended press.
<b>Outcome</b>	Customer removes the original reel from inventory and adds the new reel(s) to inventory.
<b>Initiator</b>	Printer
<b>Receiver</b>	Customer
<b>Preconditions</b>	What exists prior to the start?
<b>XML File</b>	The name of any sample file.
<b>Trigger</b>	What starts the process?
<b>Step 1.</b>	<p>Printer sends message to customer. The following information included in the InventoryChange message is particular to this Use Case.</p> <ul style="list-style-type: none"> <li>• InventoryChangeType</li> <li>• Sender</li> <li>• Receiver</li> <li>• LocationParty</li> <li>• OldProduct: the original product attributes of the reel</li> <li>• OldPackageInformation: the package information for the reel before it was slit</li> </ul>

## Inventory Change papiNet Standard - Version 2.31

---

---

	<ul style="list-style-type: none"><li>• NewProduct: the new product attributes of the reel created by the slit</li><li>• Package/Reel ID: the new package information for the reel created by the slit</li><li>• Quantity</li></ul>
<b>Step 2.</b>	Customer receives message. Removes slit reel from inventory and adds reels created by slit to inventory.