



papiNet

**Shipping Instructions**

**papiNet Standard - Version 2.31**

**Documentation**

**Global Standard for the Paper and Forest  
Products Supply Chain**

**January 2009**

**Production Release**

# **Shipping Instructions**

## **papiNet Standard - Version 2.31**

---

---

### **Copyright**

Copyright 2000 – 2006 papiNet G.I.E (“papiNet”), International Digital Enterprise Alliance, Inc. (“IDEAlliance”), and American Forest & Paper Association, Inc. (“AF&PA”), collectively “Copyright Owner”. All rights reserved by the Copyright Owner under the laws of the United States, Belgium, the European Economic Community, and all states, domestic and foreign. This document may be downloaded and copied provided that all copies retain and display the copyright and any other proprietary notices contained in this document. This document may not be sold, modified, edited, or taken out of context such that it creates a false or misleading statement or impression as to the purpose or use of the papiNet specification, which is an open standard. Use of this Standard, in accord with the foregoing limited permission, shall not create for the user any rights in or to the copyright, which rights are exclusively reserved to the Copyright Owner.

papiNet (formerly known as the European Paper Consortium for e-business - EPC), IDEAlliance (formerly known as the Graphic Communications Association - GCA), the parent organisation of IDEAlliance the Printing Industries of America (PIA), the American Forest and Paper Association (AF&PA), and the members of the papiNet Working Group (collectively and individually, "Presenters") make no representations or warranties, express or implied, including, but not limited to, warranties of merchantability, fitness for a particular purpose, title, or non-infringement. The presenters do not make any representation or warranty that the contents of this document are free from error, suitable for any purpose of any user, or that implementation of such contents will not infringe any third party patents, copyrights, trademarks or other rights. By making use of this document, the user assumes all risks and waives all claims against Presenters.

In no event shall Presenters be liable to user (or other person) for direct, indirect, special or consequential damages arising from or related to any use of this document, including, without limitation, lost profits, business interruption, loss of programs, or other data on your information handling system even if Presenters are expressly advised of the possibility of such damages.

---

### **Use of Documents in papiNet Implementations**

Documents may be used as templates for a papiNet implementation. The Presenters grant the right to modify and edit them to fit an actual

---

## **Shipping Instructions papiNet Standard - Version 2.31**

---

---

implementation project provided all copies display the copyright and any other proprietary notices contained in this document. Such modified documents must not be distributed beyond the trading partners implementing or maintaining a papiNet connection.

---

### **Additional Copyright Information**

Additional copyrights may be referenced throughout this document in the appropriate section.

# Shipping Instructions

## papiNet Standard - Version 2.31

---

---

### Table of Contents

Copyright .....	2
Use of Documents in papiNet Implementations .....	2
Additional Copyright Information .....	3
Table of Contents .....	4
ShippingInstructions Documentation .....	5
An Overview of the Shipping Instructions Message .....	5
The Scope of Shipping Instructions Message .....	5
ShippingInstructionsType [attribute] .....	5
Business Rules for ShippingInstructions .....	5
Processing the ShippingInstructions Message .....	7
ShippingInstructions Structure .....	10
Understanding the Diagrams and Content .....	10
Shipping Instructions Root Element .....	13
ShippingInstructions .....	13
Primary Elements .....	16
ShippingInstructionsHeader .....	16
ByProduct .....	18
ByShipTo .....	19
ShippingInstructionsSummary .....	20
ShippingInstructions Business Scenarios .....	21
ShippingInstructions Scenario Listing .....	21
Scenario A .....	21
Scenario B .....	22
Scenario C .....	23
Scenario D .....	24
Scenario E .....	26
Scenario F .....	27

# Shipping Instructions papiNet Standard - Version 2.31

---

---

## ShippingInstructions Documentation

---

### An Overview of the Shipping Instructions Message

The ShippingInstructions message communicates delivery information for product(s) supported by a purchase order. After a buyer sends a seller a purchase order, the buyer could send shipping instructions when notified the goods are ready to ship by an InitialShipmentAdvice type of DeliveryMessage, or when the shipment details for the product are finalized.

The line item in the shipping instructions message is either by Product, when one product is being sent to multiple locations, or by Ship To when multiple products are being sent to the same location. Each line item in the ShippingInstructions message refers either to a product included in a purchase order or to a product contained in a line item of a purchase order.

The ShippingInstructions message specifies delivery locations, schedule(s), and quantities for the product(s) in the purchase order. The schedule may define a specific date and/or time for delivery or include a time range (defined by date and/or time).

When the product(s) are actually shipped the seller would send a DeliveryMessage to the buyer.

---

### The Scope of Shipping Instructions Message

The shipping instructions message may include:

- Products and quantities to be delivered
- Requested delivery date and time
- Ship-to party
- Means of transport
- Carrier party

---

### ShippingInstructionsType [attribute]

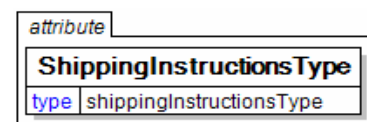
Shipping Instructions Type

*This item is restricted to the following list.*

**ShippingInstructionsPackaging**

**ShippingInstructionsRouting**

**ShippingInstructionsConfirmation**



---

### Business Rules for ShippingInstructions

The following tables list the business rules that apply to each call off message type. There are no general rules that apply to both message types. For the

## Shipping Instructions papiNet Standard - Version 2.31

purposes of this discussion the term "ShippingInstructions line item" refers to either the ByProduct or ByShipTo elements.

### General Business Rules

Identifier	Business Rule
<b>SHIP001</b>	A ShippingInstructions message has to have one or more ShippingInstructions line items.
<b>SHIP002</b>	A ShippingInstructions message has transport characteristics in a one-to-one relationship with the ShipToParty. See business rule SHIP006.
<b>SHIP003</b>	A ShippingInstructions message must specify one DeliverySchedule for each ShippingInstructions line item.
<b>SHIP004</b>	The DeliverySchedule must specify at least one ShippingInstructions item quantity
<b>SHIP005</b>	A ShippingInstructions line item must specify either a PurchaseOrderLineItem from an existing PurchaseOrder or specify a Product.
<b>SHIP006</b>	[obsolete]
<b>SHIP007</b>	A buyer can issue a ShippingInstructions cancellation to the seller.

### Business Rules ShippingInstructions, MessageType = Confirmation

Identifier	Business Rule
<b>SHIP008</b>	The ShippingInstructions Confirmation message mirrors the ShippingInstructions message—in other words: <ul style="list-style-type: none"> <li>• ShippingInstructions by Product is confirmed using the ShippingInstructions Product element.</li> <li>• ShippingInstructions PurchaseOrderLineItem is confirmed using the ShippingInstructions PurchaseOrderLineItem.</li> </ul>
<b>SHIP009</b>	The ShippingInstructions – ShippingInstructions Confirmation messaging loop is closed by a message containing a status of Accepted at the document, header, and line item levels.

# **Shipping Instructions**

## **papiNet Standard - Version 2.31**

---

---

### **Processing the ShippingInstructions Message**

The buyer sends the first shipping instructions message, which can then be accepted, amended, cancelled, or rejected by the seller via a shipping instructions confirmation. Subsequent shipping instructions messages can be sent by the buyer with the seller responding using a shipping instructions confirmation. It is not mandatory to respond with a shipping instructions confirmation.

#### Notes:

- A buyer can include delivery schedule(s) for the product(s) either in a shipping instructions message or in the purchase order itself.
- While a shipping instructions message does not need to refer to a purchase order, a purchase order must exist for the seller to apply the delivery to. A ShippingInstructions message cannot be used as a PurchaseOrder.
- When sending ShippingInstructions by product a purchase order must have been sent to the supplier prior to the shipping instructions message as the supplier must have a purchase order in order to carry out the delivery.

Message processing depends on the message type and on the values of status attributes at the message, header, and line item levels. The status at the message level determines the possible statuses at the header and line item levels.

The buyer has the option of including delivery schedule details in a purchase order or in the optional shipping instructions message that follows. For the original shipping instructions message from the buyer to the seller, the statuses at message, header, and line item level are all set to "Original".

The seller or seller representative then responds with a shipping instructions confirmation message. If the seller accepts the shipping instructions and sets the status at all three levels to "Accepted", that shipping instructions confirmation message ends the shipping instructions messaging loop.

However, the seller may also send back a shipping instructions confirmation message with a status of "Amended" because of an amendment at the line item level. Alternatively, the seller may reject the shipping instructions request as a whole or send back a message with the status of "Accepted" but a line item that is either pending or rejected. In any of these cases, the shipping instructions confirmation message would end with the buyer sends back a shipping instructions message with the status of "Accepted" at every level.

The buyer can also resend a shipping instructions message with the status

## **Shipping Instructions**

### **papiNet Standard - Version 2.31**

---

---

of "Amended" or "Cancelled". In this case, the shipping instructions messaging loop ends when the seller sends back a shipping instructions confirmation message with the status of "Accepted" at all three levels.

If, when sending a shipping instructions message, the buyer or seller wishes to communicate that nothing has changed in a portion of the message then a ShippingInstructionsStatusType of "NoAction" may be used. The "NoAction" status is used to support the sending of the entire message, for context, while communicating that certain aspects have not changed. The "NoAction" status is not available at the message level (the root, level).

#### **Status Values Used When Processing the Shipping Instructions Message**

The status values that are used when processing the Shipping Instructions message are:

- Original – Indicates that this is the first transmission of the CallOff message.
- Accepted – Indicates that either the buyer or the seller has accepted the conditions in the previous message in the loop. It is possible, however, for an individual line item to be rejected or pending in this situation.
- Amended – Indicates that the buyer wants to amend a previous ShippingInstructions message or that either the buyer or seller is amending the conditions in the previous message in the loop.
- Cancelled – Indicates that the buyer wants to cancel the ShippingInstructions message.
- Rejected – Indicates that either the buyer or seller is rejecting the conditions in the previous message in the loop.

If the status of the ShippingInstructionsStatusType attribute is "Original", then the status in both the ShippingInstructionsHeaderStatusType and ShippingInstructionsLineItemStatusType attributes is also "Original".

If the status in the ShippingInstructionsStatusType Field is "Accepted", then the status in the ShippingInstructionsHeaderStatusType and ShippingInstructionsLineItemStatusType fields can be:

- "Accepted" – Indicates that the buyer or seller accepts either the header or line item.
- "Rejected" (only at the line item level) – Indicates that the buyer or seller rejects the conditions specified at the header or line item level.

If the status in the ShippingInstructionsStatusType attribute is "Amended", then the status in the ShippingInstructionsHeaderStatusType and ShippingInstructionsLineItemStatusType fields can be:

- "Accepted" – Indicates that the buyer or seller accepts either the header or line item.
- "Amended" – Indicates that either the buyer or seller has changes to the header or line item.
- "Rejected" (only at the line item level) – Indicates that the buyer or seller



## **Shipping Instructions**

### **papiNet Standard - Version 2.31**

---

---

rejects the conditions specified at the header or line item level.

- "NoAction" – Indicates that nothing has changed at either the header or line-item level.

If the status in the ShippingInstructionsStatusType attribute is "Cancelled", then the status in both the ShippingInstructionsStatusType and ShippingInstructionsLineItemStatusType fields is "Cancelled".

If the status in the ShippingInstructionsStatusType attribute is "Rejected", then the status in both the ShippingInstructionsHeaderStatusType and ShippingInstructionsLineItemStatusType is "Rejected".



# **Shipping Instructions**

## **papiNet Standard - Version 2.31**

---

---

The graphics contain content model indicators, cardinality indicators, and data type information.

Associated with each graphic are the definitions for the parent item and any associated child items. All attributes are listed first, followed by the elements.

The following information should help you interpret and understand this standard. Please note the following:

- Content Model and Cardinality operate together to determine if the element or attribute are required in the instance document.
- The same attribute can never appear multiple times in the same element so, you will never see a multiple cardinality indicator.

### **Content model indicators:**

There are three possible types of content: "sequence", "choice", and "all". The papiNet standard currently does not use the "all" construct.

- (sequence)

The sequence of the items to the right of the graphic (or below the text) is required.

- (choice)

A choice of the items to the right of the graphic (or below the text) is permitted.

- (all)

All the items to the right of the graphic are required.

### **Cardinality indicators:**

- Dotted line around element or attribute.

A single instance of the item can optionally exist.

- Dotted line around item with range indicated below.

Multiple instances of the item can optionally exist.

- Solid line around item.

A single instance of the item must exist.

- Solid line around item with range indicated below

At least one instance must exist; multiple instances can optionally exist.

### **Datatype indication:**

When a data type is assigned to an element (either a simple type or complex type the name of the data type is presented beneath the item name in the graphic.

- In some cases additional information about the data type is presented (the default value).

Elements can either have content that is textual/numeric in nature or content that is made up of additional elements and/or attributes.

- When the content is textual/numeric in nature "three straight horizontal lines" will appear in the upper left-hand corner of the graphic. Pay attention to these elements because they are where you will be entering

## **Shipping Instructions**

### **papiNet Standard - Version 2.31**

---

---

your information.

- When the content is made up of additional elements and/or attributes a "gray-box" will appear on the right-hand side of the graphic.
- If the graphic shows both the horizontal lines and the gray-box then, in the papiNet standard, the content below the element are attributes.

# Shipping Instructions papiNet Standard - Version 2.31

## Shipping Instructions Root Element

### ShippingInstructions

The root element for the Shipping Instructions message.

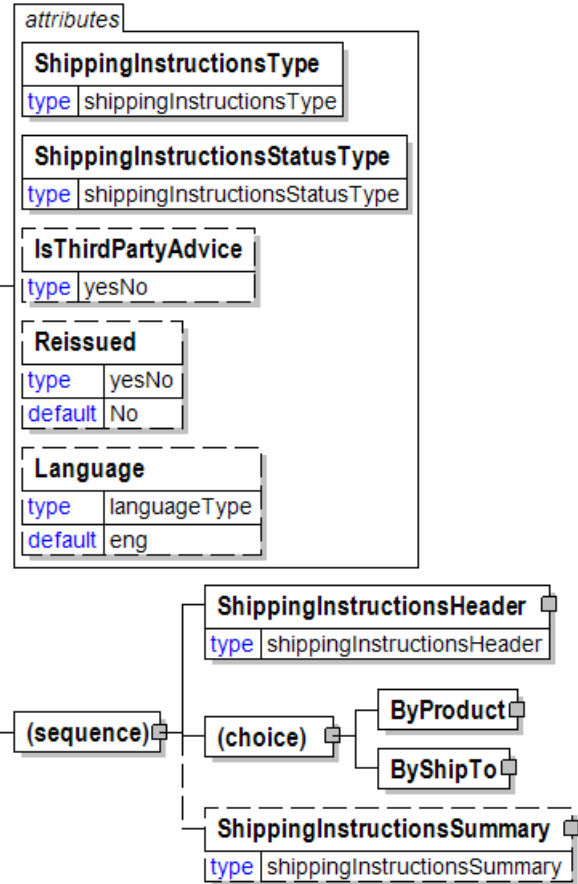
#### **ShippingInstructionsType [attribute]**

*ShippingInstructionsType is mandatory. A single instance is required.*

Shipping Instructions Type

*This item is restricted to the following list.*

**ShippingInstructions**



#### **ShippingInstructionsPackaging**

#### **ShippingInstructionsRouting**

#### **ShippingInstructionsConfirmation**

#### **ShippingInstructionsStatusType [attribute]**

*ShippingInstructionsStatusType is mandatory. A single instance is required.*

Shipping Instructions Status Type

*This item is restricted to the following list.*

#### **Accepted**

The supplied information is accepted.

#### **Amended**

The supplied information is changed

#### **Cancelled**

The supplied information is cancelled. Items that have been cancelled are not included in totals on the summary levels of the message.

#### **Original**

# Shipping Instructions

## papiNet Standard - Version 2.31

---

The message information is the first version of that information.

### **Rejected**

The supplied information is rejected.

### **IsThirdPartyAdvice [attribute]**

*IsThirdPartyAdvice is optional. A single instance might exist.*

An advice to a third party of a shipping instructions.

*This item is restricted to the following list.*

**Yes**

**No**

### **Reissued [attribute]**

*Reissued is optional. A single instance might exist.*

Either "Yes" or "No".

*This item is restricted to the following list.*

**Yes**

**No**

### **Language [attribute]**

*Language is optional. A single instance might exist.*

XML has embraced 2 and 3 digit language codes through the application of an addendum to the standard.

Information on the content of this attribute is available at: <http://www.loc.gov/standards/iso639-2/> this is the official site of the ISO 639-2 Registration Authority.

- <http://www.w3.org/International/O-HTML-tags.html> provides an explanation of the errata updating XML.
- <http://www.ietf.org/rfc/rfc3066.txt> is the key document that is referenced in the above errata.

### **(sequence)**

*The sequence of items below is mandatory. A single instance is required.*

### **ShippingInstructionsHeader**

*ShippingInstructionsHeader is mandatory. A single instance is required.*

Information common to all items in a Shipping Instructions message.

### **(choice)**

*[choice] is optional because of choice construct.*

### **ByProduct**

*ByProduct is optional because of choice construct.*

Identification takes place by product.

# Shipping Instructions papiNet Standard - Version 2.31

---

---

## **ByShipTo**

*ByShipTo is optional because of choice construct.*

ByShipTo

## **ShippingInstructionsSummary**

*ShippingInstructionsSummary is optional. A single instance might exist.*

Summary information for the Shipping Instructions message.

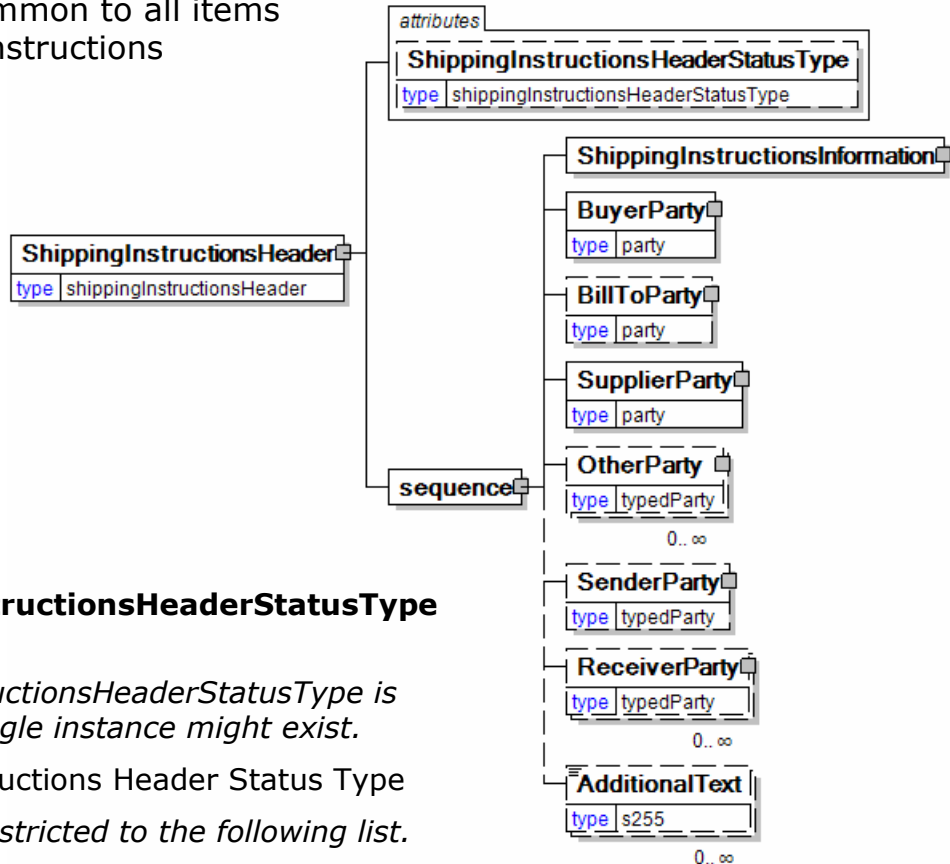
# Shipping Instructions

## papiNet Standard - Version 2.31

### Primary Elements

#### ShippingInstructionsHeader

Information common to all items in a Shipping Instructions message.



#### ShippingInstructionsHeaderStatusType [attribute]

*ShippingInstructionsHeaderStatusType is optional. A single instance might exist.*

Shipping Instructions Header Status Type

*This item is restricted to the following list.*

**Accepted**

The supplied information is accepted.

**Amended**

The supplied information is changed

**NoAction**

The supplied information has not been amended and thereby requires no action.

**Original**

The message information is the first version of that information.

**Rejected**

The supplied information is rejected.

**(sequence)**

*The contents of (sequence) are mandatory. A single instance is required.*

**ShippingInstructionsInformation**

*ShippingInstructionsInformation is mandatory. A single instance is required.*

A group item containing information unique to this ShippingInstructions and



# Shipping Instructions

## papiNet Standard - Version 2.31

---

---

reference information used to identify the product to be shipped

### **BuyerParty**

*BuyerParty is mandatory. A single instance is required.*

The legal entity to which the product is sold. Also commonly referred to as the sold-to party or customer. If no OtherParty is defined as the Payer, the Buyer is the Payer.

### **BillToParty**

*BillToParty is optional. A single instance might exist.*

The address where the invoice is to be sent.

### **SupplierParty**

*SupplierParty is mandatory. A single instance is required.*

The organisation or business entity responsible for providing the product. SupplierParty is also the seller of the product, if Seller is not specified as OtherParty = Seller.

### **OtherParty**

*OtherParty is optional. Multiple instances might exist.*

An organisation or business entity other than those specifically detailed within a business document.

### **SenderParty**

*SenderParty is optional. A single instance might exist.*

The business entity issuing the business document, the source of the document.

- This is the same entity as the "From" party in the ebXML message service envelop. The entity responsible for the content. If the sender party has outsourced the transmission function to a third party the sender party is the original party not the party performing the transmission service.

### **ReceiverParty**

*ReceiverParty is optional. Multiple instances might exist.*

The business entity for whom the business document is intended, the destination of the document.

- This is the same entity as the "To" party in the ebXML message service envelop. The entity interested in the content. If the receiver party has outsourced the message receipt function to a third party the receiver party is the intended party not the party performing the receiving process.

### **AdditionalText**

*AdditionalText is optional. Multiple instances might exist.*

A text field that is used to communicate information not previously defined or for special instructions. To be used only for circumstances not covered by specific elements.

# Shipping Instructions

## papiNet Standard - Version 2.31

---

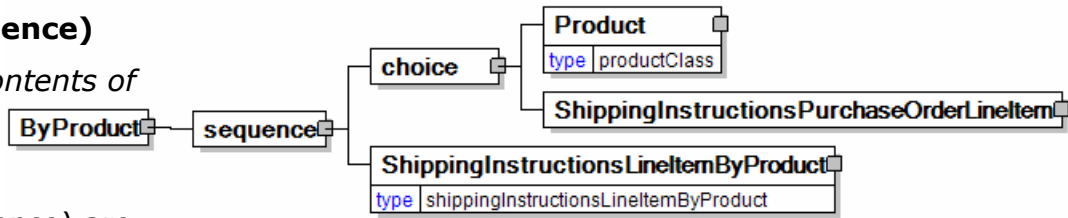
---

### ByProduct

Identification takes place by product.

#### (sequence)

The contents of



(sequence) are mandatory. A single instance is required.

#### (choice)

The contents of (choice) are mandatory. A single instance is required.

#### Product

Product is mandatory. A single instance is required.

Product is a group item defining the article and its characteristics. Product is used to specify product characteristics organized by ProductIdentifier, ProductDescription, and Classification. Book Manufacturing, Label Stock, Paper, Pulp, Recovered Paper, Wood Products, and Virgin Fibre market segments have defined their product characteristics and conversion features for implementation in papiNet.

#### ShippingInstructionsPurchaseOrderLineItem

ShippingInstructionsPurchaseOrderLineItem is mandatory. A single instance is required.

Purchase order line item information for purchase order being referenced in shipping instructions.

#### ShippingInstructionsLineItemByProduct

ShippingInstructionsLineItemByProduct is mandatory. A single instance is required.

ShippingInstructionsLineItemByProduct

# Shipping Instructions papiNet Standard - Version 2.31

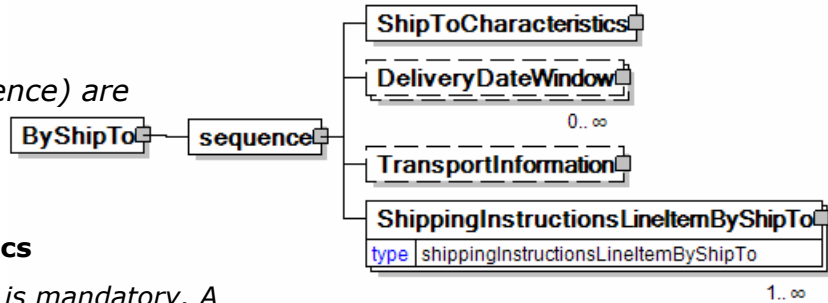
---

## ByShipTo

ByShipTo

### (sequence)

The contents of (sequence) are mandatory. A single instance is required.



### ShipToCharacteristics

*ShipToCharacteristics is mandatory. A single instance is required.*

A group item that provides information important for the Ship-To Party.

A group item that provides information important for the Ship-To Party. *ShipToCharacteristics* may be referenced at both the header and line item level. The reference at the header is required and acts as a default for the value at the line level, unless overridden at the line level.

### DeliveryDateWindow

*DeliveryDateWindow is optional. Multiple instances might exist.*

A group item defining the date/time interval for delivery to take place. An element which may contain the estimated date for which delivery is expected. This date is not absolute.

### TransportInformation

*TransportInformation is optional. A single instance might exist.*

A grouping element for transport information.

### ShippingInstructionsLineItemByShipTo

*ShippingInstructionsLineItemByShipTo is mandatory. One instance is required, multiple instances might exist.*

Shipping Instructions Line Item By Ship To

# Shipping Instructions papiNet Standard - Version 2.31

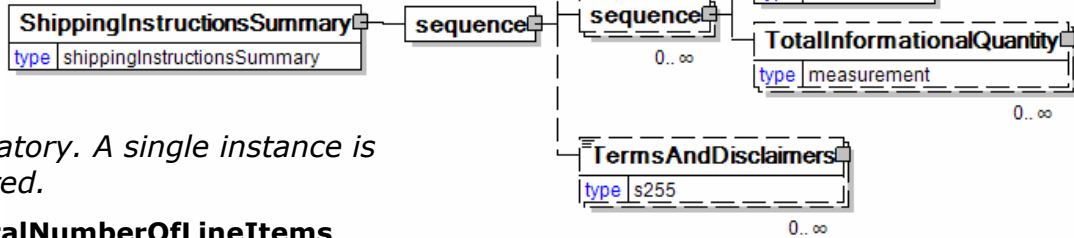
---

## ShippingInstructionsSummary

Summary information for the Shipping Instructions message.

**(sequence)**

The contents of (sequence) are



mandatory. A single instance is required.

**TotalNumberOfLineItems**

*TotalNumberOfLineItems is optional. A single instance might exist.*

The total number of individual line items in the document, regardless of the status or type.

**(sequence)**

*The contents of (sequence) are optional. Multiple instances might exist.*

**TotalQuantity**

*TotalQuantity is mandatory. A single instance is required.*

The total quantity of similar items in the business document. TotalQuantity is primarily used in the summary section of documents where it is repeatable to permit totaling for different units of measure.

**TotalInformationalQuantity**

*TotalInformationalQuantity is optional. Multiple instances might exist.*

A quantity that is used to communicate related information about the parent element. This element represents a total that is derived from individual line items.

**TermsAndDisclaimers**

*TermsAndDisclaimers is optional. Multiple instances might exist.*

An element that contains legal information with an indication of what the Language is.

# Shipping Instructions papiNet Standard - Version 2.31

## ShippingInstructions Business Scenarios

### ShippingInstructions Scenario Listing

<b>Scenario A</b>	Original ShippingInstructions from Buyer, accepted by Supplier
<b>Scenario B</b>	Original ShippingInstructions from Buyer, amended by Supplier, amendments accepted by Buyer.
<b>Scenario C</b>	Original ShippingInstructions from Buyer, ShippingInstructions line item rejected by Supplier, rejection accepted by Buyer.
<b>Scenario D</b>	Original ShippingInstructions from Buyer, pending status returned by Supplier, accepted status subsequently sent by Supplier.
<b>Scenario E</b>	Amendment to a ShippingInstructions Header details sent by Buyer, Amendment accepted by Supplier.
<b>Scenario F</b>	Amendment to a ShippingInstructions by Buyer, Supplier amends Buyer's amendment, which is accepted by the Buyer.

### Scenario A

<b>Message</b>	ShippingInstructions
<b>Scenario</b>	Original ShippingInstructions from Buyer, accepted by Supplier
<b>Outcome</b>	ShippingInstructions is entered into the Supplier's system
<b>Initiator</b>	Buyer
<b>Receiver</b>	Supplier
<b>Preconditions</b>	This Use Case assumes the Buyer has previously sent a PurchaseOrder to the Supplier and the Supplier has already Accepted the order.
<b>Trigger</b>	None
<b>Step 1.</b>	Buyer sends an original ShippingInstructions to the Supplier

## Shipping Instructions papiNet Standard - Version 2.31

	<p>Statuses sent within the message:</p> <ul style="list-style-type: none"> <li>• ShippingInstructionsStatusType = "Original"</li> <li>• ShippingInstructionsHeaderStatusType = "Original"</li> <li>• ShippingInstructionsLineItemStatusType = "Original"</li> </ul>
<b>Step 2.</b>	<p>Supplier responds with a ShippingInstructionsConfirmation.</p> <p>Statuses sent within the message:</p> <ul style="list-style-type: none"> <li>• ShippingInstructionsStatusType = "Accepted"</li> <li>• ShippingInstructionsHeaderStatusType = "Accepted"</li> <li>• ShippingInstructionsLineItemStatusType = "Accepted"</li> </ul>

### Scenario B

<b>Message</b>	ShippingInstructions
<b>Scenario</b>	Original ShippingInstructions from Buyer, amended by Supplier, amendments accepted by Buyer
<b>Outcome</b>	ShippingInstructions is entered into the Supplier's system. Buyer's system is updated to reflect Supplier changes.
<b>Initiator</b>	Buyer
<b>Receiver</b>	Supplier
<b>Preconditions</b>	This Use Case assumes the Buyer has previously sent a PurchaseOrder to the Supplier and the Supplier has already Accepted the order.
<b>XML File</b>	The name of any sample file.
<b>Trigger</b>	None
<b>Step 1.</b>	<p>Buyer sends an original ShippingInstructions to the Supplier</p> <p>Statuses sent within the message:</p> <ul style="list-style-type: none"> <li>• ShippingInstructionsStatusType = "Original"</li> </ul>

## Shipping Instructions papiNet Standard - Version 2.31

	<ul style="list-style-type: none"> <li>ShippingInstructionsHeaderStatusType = "Original"</li> <li>ShippingInstructionsLineItemStatusType = "Original"</li> </ul>
<b>Step 2.</b>	<p>Supplier responds with a ShippingInstructionsConfirmation with amended line item(s).</p> <p>Statuses sent within the message:</p> <ul style="list-style-type: none"> <li>ShippingInstructionsStatusType = "Amended"</li> <li>ShippingInstructionsHeaderStatusType = "Accepted"</li> <li>ShippingInstructionsLineItemStatusType = "Amended"</li> </ul>
<b>Step 3.</b>	<p>Buyer responds with a ShippingInstructions, accepting the amended line item(s).</p> <p>Statuses sent within the message:</p> <ul style="list-style-type: none"> <li>ShippingInstructionsStatusType = "Accepted"</li> <li>ShippingInstructionsHeaderStatusType = "Accepted"</li> <li>ShippingInstructionsLineItemStatusType = "Accepted"</li> </ul>

### Scenario C

<b>Message</b>	ShippingInstructions
<b>Scenario</b>	Original ShippingInstructions from Buyer, Shipping→Instructions rejected by Supplier, rejection accepted by Buyer.
<b>Outcome</b>	ShippingInstructions line item(s) is rejected (not entered) by the Supplier's system. Buyer's system is updated to reflect rejected line item(s).
<b>Initiator</b>	Customer
<b>Receiver</b>	Supplier
<b>Preconditions</b>	This Use Case assumes the Buyer has previously

## Shipping Instructions papiNet Standard - Version 2.31

	sent a PurchaseOrder to the Supplier and the Supplier has already Accepted the order.
<b>Trigger</b>	None
<b>Step 1.</b>	<p>Buyer sends an original ShippingInstructions to the Supplier</p> <p>Statuses sent within the message:</p> <ul style="list-style-type: none"> <li>• ShippingInstructionsStatusType = "Original"</li> <li>• ShippingInstructionsHeaderStatusType = "Original"</li> <li>• ShippingInstructionsLineItemStatusType = "Original"</li> </ul>
<b>Step 2.</b>	<p>Supplier responds with a ShippingInstructionsConfirmation with Rejected line item(s).</p> <p>Statuses sent within the message:</p> <ul style="list-style-type: none"> <li>• ShippingInstructionsStatusType = "Amended"</li> <li>• ShippingInstructionsHeaderStatusType = "Accepted"</li> <li>• ShippingInstructionsLineItemStatusType = "Rejected"</li> </ul>
<b>Step 3.</b>	<p>Buyer responds with a ShippingInstructions, accepting the rejected line item(s).</p> <p>Statuses sent within the message:</p> <ul style="list-style-type: none"> <li>• ShippingInstructionsStatusType = Accepted</li> <li>• ShippingInstructionsHeaderStatusType = "Accepted"</li> <li>• ShippingInstructionsLineItemStatusType = "Accepted"</li> </ul>

### Scenario D

<b>Message</b>	ShippingInstructions
<b>Scenario</b>	Original ShippingInstructions from Buyer, pending status returned by Supplier, accepted status sent by Supplier.
<b>Outcome</b>	ShippingInstructions is entered into the



## Shipping Instructions papiNet Standard - Version 2.31

	Supplier's system.
<b>Initiator</b>	Buyer
<b>Receiver</b>	Supplier
<b>Preconditions</b>	This Use Case assumes the Buyer has previously sent a PurchaseOrder to the Supplier and the Supplier has already Accepted the order.
<b>Trigger</b>	None
<b>Step 1.</b>	<p>Buyer sends an original ShippingInstructions to the Supplier</p> <p>Statuses sent within the message:</p> <ul style="list-style-type: none"> <li>• ShippingInstructionsStatusType = "Original"</li> <li>• ShippingInstructionsHeaderStatusType = "Original"</li> <li>• ShippingInstructionsLineItemStatusType = "Original"</li> </ul>
<b>Step 2.</b>	<p>Supplier responds with a ShippingInstructionsConfirmation with one or more line item(s) pending confirmation.</p> <p>Statuses sent within the message:</p> <ul style="list-style-type: none"> <li>• ShippingInstructionsStatusType = "Amended"</li> <li>• ShippingInstructionsHeaderStatusType = "Accepted"</li> <li>• ShippingInstructionsLineItemStatusType = "Pending"</li> </ul>
<b>Step 3</b>	<p>Supplier later responds with a ShippingInstructionsConfirmation, accepting the pending line item(s).</p> <p>Statuses sent within the message:</p> <ul style="list-style-type: none"> <li>• ShippingInstructionsStatusType = "Accepted"</li> <li>• ShippingInstructionsHeaderStatusType = "Accepted"</li> <li>• ShippingInstructionsLineItemStatusType = "Accepted"</li> </ul>

## Shipping Instructions papiNet Standard - Version 2.31

### Scenario E

<b>Message</b>	ShippingInstructions
<b>Scenario</b>	Amendment to a ShippingInstructions Header details sent by Customer, Amendment accepted by Supplier.
<b>Outcome</b>	ShippingInstructions amendments are entered into the Supplier's system.
<b>Initiator</b>	Buyer
<b>Receiver</b>	Supplier
<b>Preconditions</b>	<p>This Use Case assumes :</p> <ul style="list-style-type: none"> <li>• The Buyer has previously sent a PurchaseOrder to the Supplier and the Supplier has already accepted the order.</li> <li>• The Customer has previously sent a ShippingInstructions to the Supplier</li> </ul>
<b>Trigger</b>	Customer amends ShippingInstructions Header details
<b>Step 1.</b>	<p>Buyer sends a ShippingInstructions to the Supplier with amended Header details</p> <p>Statuses sent within the message:</p> <ul style="list-style-type: none"> <li>• ShippingInstructionsStatusType = "Amended"</li> <li>• ShippingInstructionsHeaderStatusType = "Amended"</li> <li>• ShippingInstructionsLineItemStatusType = "Accepted"</li> </ul>
<b>Step 2.</b>	<p>Supplier responds with a ShippingInstructionsConfirmation with Accepted Header.</p> <p>Statuses sent within the message:</p> <ul style="list-style-type: none"> <li>• ShippingInstructionsStatusType = "Accepted"</li> <li>• ShippingInstructionsHeaderStatusType = "Accepted"</li> <li>• ShippingInstructionsLineItemStatusType =</li> </ul>

## Shipping Instructions papiNet Standard - Version 2.31

	"Accepted"
--	------------

### Scenario F

<b>Message</b>	ShippingInstructions
<b>Scenario</b>	Amendment to a ShippingInstructions by Buyer, Supplier amends Customers amendment, which is accepted by the Customer
<b>Outcome</b>	Amended ShippingInstructions is entered into the Supplier's system.
<b>Initiator</b>	Buyer
<b>Receiver</b>	Supplier
<b>Preconditions</b>	<p>This Use Case assumes:</p> <ul style="list-style-type: none"> <li>• The Buyer has previously sent a PurchaseOrder to the Supplier and the Supplier has already accepted the order.</li> <li>• The Buyer has previously sent a ShippingInstructions to the Supplier</li> </ul>
<b>Trigger</b>	Buyer amends ShippingInstructions Header details
<b>Step 1.</b>	<p>Buyer sends a ShippingInstructions to the Supplier with amended Header details</p> <p>Statuses sent within the message:</p> <ul style="list-style-type: none"> <li>• ShippingInstructionsStatusType = "Amended"</li> <li>• ShippingInstructionsHeaderStatusType = "Amended"</li> <li>• ShippingInstructionsLineItemStatusType = "Accepted"</li> </ul>
<b>Step 2.</b>	<p>Supplier responds with a ShippingInstructionsConfirmation with further amendments to the Header details</p> <p>Statuses sent within the message:</p> <ul style="list-style-type: none"> <li>• ShippingInstructionsStatusType = "Amended"</li> <li>• ShippingInstructionsHeaderStatusType = "Amended"</li> </ul>

## Shipping Instructions papiNet Standard - Version 2.31

	<ul style="list-style-type: none"><li>• ShippingInstructionsLineItemStatusType = "Accepted"</li></ul>
<b>Step 3.</b>	<p>Buyer responds with a ShippingInstructions, accepting the amended header details.</p> <p>Statuses sent within the message:</p> <ul style="list-style-type: none"><li>• ShippingInstructionsStatusType = "Accepted"</li><li>• ShippingInstructionsHeaderStatusType = "Accepted"</li><li>• ShippingInstructionsLineItemStatusType = "Accepted"</li></ul>