



**papiNet**

**Delivery Instruction**

**papiNet Standard - Version 2.31**

**Documentation**

**Global Standard for the Paper and Forest  
Products Supply Chain**

**20091201**

**Date: 2009 12 18**

**Production Release**

# Delivery Instruction

## papiNet Standard - Version 2.31

---

---

### Copyright

Copyright 2000 – 2009 papiNet G.I.E (“papiNet”), International Digital Enterprise Alliance, Inc. (“IDEAlliance”), and American Forest & Paper Association, Inc. (“AF&PA”), collectively “Copyright Owner”. All rights reserved by the Copyright Owner under the laws of the United States, Belgium, the European Economic Community, and all states, domestic and foreign. This document may be downloaded and copied provided that all copies retain and display the copyright and any other proprietary notices contained in this document. This document may not be sold, modified, edited, or taken out of context such that it creates a false or misleading statement or impression as to the purpose or use of the papiNet specification, which is an open standard. Use of this Standard, in accord with the foregoing limited permission, shall not create for the user any rights in or to the copyright, which rights are exclusively reserved to the Copyright Owner.

papiNet (formerly known as the European Paper Consortium for e-business - EPC), IDEAlliance (formerly known as the Graphic Communications Association - GCA), the parent organisation of IDEAlliance the Printing Industries of America (PIA), the American Forest and Paper Association (AF&PA), and the members of the papiNet Working Group (collectively and individually, "Presenters") make no representations or warranties, express or implied, including, but not limited to, warranties of merchantability, fitness for a particular purpose, title, or non-infringement. The presenters do not make any representation or warranty that the contents of this document are free from error, suitable for any purpose of any user, or that implementation of such contents will not infringe any third party patents, copyrights, trademarks or other rights. By making use of this document, the user assumes all risks and waives all claims against Presenters.

In no event shall Presenters be liable to user (or other person) for direct, indirect, special or consequential damages arising from or related to any use of this document, including, without limitation, lost profits, business interruption, loss of programs, or other data on your information handling system even if Presenters are expressly advised of the possibility of such damages.

---

### Use of Documents in papiNet Implementations

Documents may be used as templates for a papiNet implementation. The Presenters grant the right to modify and edit them to fit an actual

---

## **Delivery Instruction papiNet Standard - Version 2.31**

---

---

implementation project provided all copies display the copyright and any other proprietary notices contained in this document. Such modified documents must not be distributed beyond the trading partners implementing or maintaining a papiNet connection.

---

### **Additional Copyright Information**

Additional copyrights may be referenced throughout this document in the appropriate section.

# Delivery Instruction

## papiNet Standard - Version 2.31

---

---

### Table of Contents

Copyright.....	2
Use of Documents in papiNet Implementations.....	2
Additional Copyright Information.....	3
Table of Contents.....	4
DeliveryInstruction Documentation.....	5
Delivery Instruction Overview.....	5
The Scope of the Delivery Instruction.....	6
DeliveryInstructionType [attribute].....	7
Business Rules for DeliveryInstruction.....	7
Processing the DeliveryInstruction.....	8
DeliveryInstruction Structure.....	10
Understanding the Diagrams and Content.....	10
Delivery Instruction Root Element.....	13
DeliveryInstruction.....	14
Primary Elements.....	16
DeliveryInstructionHeader.....	17
DeliveryInstructionSequence.....	19
DeliveryInstructionSummary.....	22
DeliveryInstruction Business Scenarios.....	23
DeliveryInstruction Scenario Listing.....	23
Scenario A.....	23
Scenario B.....	24
Scenario C.....	25
Scenario D.....	27
Scenario E.....	28

# Delivery Instruction

## papiNet Standard - Version 2.31

---

---

### DeliveryInstruction Documentation

---

#### Delivery Instruction Overview

A Delivery Instruction can be used to instruct movement of goods to warehouses and movement of goods to virtual locations within warehouses as well as deliveries to customers. Delivery Instruction is designed to fulfill supply chain requirements regarding instruction of goods deliveries related to Mills - Suppliers - Forwarders - Warehouse Operators - Customers - EndUsers. It is load oriented which is very efficient when mills and suppliers move goods in large quantities between warehouses.

Goods can be invoiced before it is delivered to customer. Invoiced goods owned by the customer have to be kept separate in the warehouse. A supplier can instruct invoiceable goods to be moved to a virtual location within the warehouse named CustomerStock. A Delivery Instruction specifies if goods should be delivered from supplier owned stock or customer owned stock.

Delivery Instruction has two message types, DeliveryInstruction and LoadingInstruction.

The type Delivery Instruction can contain many Delivery Instruction Sequences. Each sequence specifies one delivery event. A Delivery Instruction Sequence can contain quantity for one or many loads.

A Loading Instruction specifies loading of transport units. A Forwarder receiving a Delivery Instruction from a supplier can convert it into many Loading Instructions, which are sent to a Warehouse Operator. A sequence in a Loading Instruction specifies all details how to load one transport unit. A Loading Instruction can include goods from many Delivery Instructions and also goods belonging to many suppliers.

Goods to be delivered can be specified By Mill Order, By Product and By Purchase Order. Mills and Suppliers normally use By Mill Order or By Product when Delivery Instructions are sent to Forwarders or Warehouse Operators. Delivery Instructions for deliveries to customers or endusers include also Purchase Order and other customer and enduser references that should be printed on transport documents and supplied in delivery messages.

Status of inventory or goods can be specified by Inventory Class. Unsound goods, i.e. goods that are damaged, downgraded etc. can be instructed to be delivered to brokers or to be moved back to warehouses or mills.

Goods are normally delivery instructed on group level, i.e. order or product level. But also handling units, i.e. packages, can be specified. Unsound goods are often instructed on unit level.

# Delivery Instruction

## papiNet Standard - Version 2.31

---

---

Various details in goods handling can be specified to optimise the supply chain, e.g. direct loading, direct unloading, loading principles, loading tolerances, goods label orientation, delivery collect, etc.

It is highly recommended that a BusinessAcceptance is always sent as a response to a DeliveryInstruction

---

### **The Scope of the Delivery Instruction**

The Delivery Instruction message includes:

- A unique Delivery Instruction Number and issue date as Delivery Instruction Date
- ShipTo Characteristics with ShipToParty and Terms of Delivery
- Delivery legs with Delivery Origin and Delivery Destination as well as details on transport mode, transport vehicle and transport unit. Various types of delivery date windows can be given, e.g. requested delivery date
- Loading and Unloading requirements
- Products and quantities to be delivered
- Classification or status of inventory and goods to be delivered
- Package information is normally not specified, but can be given if needed.
- Requirements on Co-Loading
- Information on transport documents
- Various parties such as Sender, Receiver, Buyer, BillTo, Supplier, Mill and Carrier. Additional parties involved can be specified by Other Party, e.g. Forwarder, Warehouse Operator, Freight Payer, Seller etc.

# Delivery Instruction

## papiNet Standard - Version 2.31

---

### DeliveryInstructionType [attribute]

DeliveryInstructionType defines the type of delivery instruction.



*This item is restricted to the following list.*

#### DeliveryInstruction

A Delivery Instruction can specify many delivery events. Each event can contain quantity for one or many loads. A sequence in a Delivery Instruction specifies all details for one event. The receiver of a Delivery Instruction can generate many Loading Instructions from one Delivery Instruction.

#### LoadingInstruction

A Loading Instruction specifies loading of transport units. A Forwarder receiving a Delivery Instruction from a supplier can convert it into many Loading Instructions, which are sent to a Warehouse Operator. A sequence in a Loading Instruction specifies all details how to load one transport unit. A Loading Instruction can include goods from many Delivery Instructions and also goods belonging to many suppliers.

---

## Business Rules for DeliveryInstruction

### General Business Rules

Identifier	Business Rule
<b>DivIns_001</b>	Delivery Instruction messages must be processed in ascending date time order using DeliveryInstructionDate to ensure the correct processing of amendments and/or cancellations.
<b>DivIns_002</b>	A message with DeliveryInstructionStatusType Amended is accepted as the first message when an Original message is not processed.
<b>DivIns_003</b>	SenderParty and ReceiverParty should have globally unique party identifiers, e.g. papiNetGlobalPartyIdentifier, DunsNumber.
<b>DivIns_004</b>	ShipToCharacteristics is mandatory for DeliveryInstructionType DeliveryInstruction.
<b>DivIns_005</b>	When InstructionByType is "ByMillOrder" then MillorderNumber and MillParty are mandatory on sequence line item.

## Delivery Instruction papiNet Standard - Version 2.31

<b>DivIns_006</b>	When InstructionByType is "ByPurchaseOrder" thenPurchaseOrderInformation and BuyerParty are mandatory on sequence line item.
<b>DivIns_007</b>	When InstructionByType is "ByProduct" then Product is mandatory on sequence line item.
<b>DivIns_008</b>	Attribute AssignedBy is to be treated as mandatory when it appears in elements.

### Processing the DeliveryInstruction

The processing of Delivery instruction depends on three status fields used within the document at the message, header and sequence levels.

Status values used when processing Delivery Instruction:

- DeliveryInstructionStatusType is used at the Message level
  - Amended - The supplied information is changed
  - Cancelled - The supplied information is cancelled. Items that have been cancelled are not included in Totals on the Summary levels of the message.
  - Original - The message information is the first version of that information.
- DeliveryInstructionHeaderStatusType is used at the Header level
  - Amended - The supplied information is changed
  - Cancelled - The supplied information is cancelled. Items that have been cancelled are not included in Totals on the Summary levels of the message.
  - New - The information is new and supplied for the first time.
  - NoAction - The supplied information has not been amended and thereby requires no action.
- DeliveryInstructionSequenceStatusType is used at the Sequence level
  - Cancelled - The supplied information is cancelled. Items that have been cancelled are not included in Totals on the Summary levels of the message.
  - New - The information is new and supplied for the first time.
  - NoAction - The supplied information has not been amended and thereby requires no action.
  - Replaced - The supplied information is replacing earlier supplied information. The receiver should revalidate the information in their system based upon the entire information received.

A sequence is always completely "Replaced" with all line items, if anything is changed. The Sequence keeps its sequence number but sequence line item numbers can be re-numbered. A sequence can't be "Replaced" or "Cancelled" if deliveries have already been executed against the sequence.

"Cancelled" sequences should be kept in amended messages and always



## **Delivery Instruction**

### **papiNet Standard - Version 2.31**

---

---

given the actual status of "Cancelled", that is, "NoAction" should not be used for a cancelled sequence.

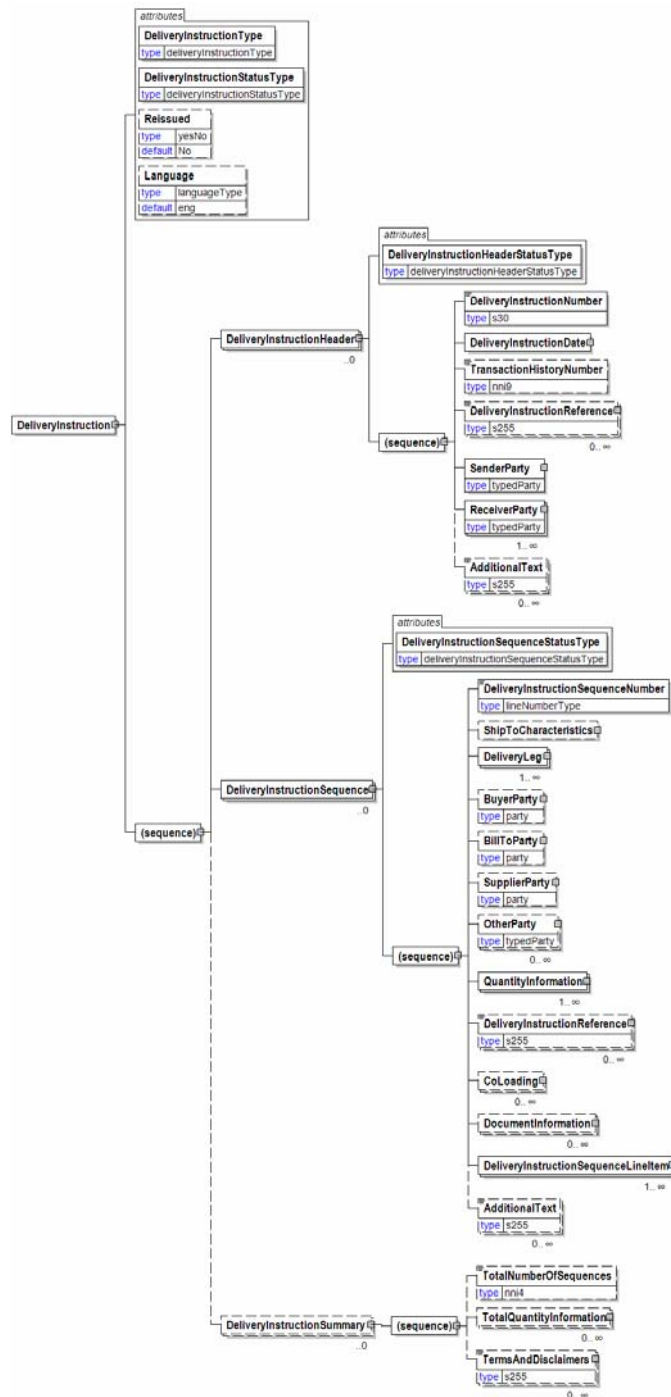
A cancelled message should have status "Cancelled" on both message and header level as well as on all sequences. A message can't be "Cancelled" if deliveries have already been executed against a sequence.

According to the business rules Delivery Instruction documents must be processed in ascending date time order using DeliveryInstructionDate to ensure the correct processing of amendments and/or cancellations. A DeliveryInstruction with DeliveryInstructionStatusType of "Amended" is accepted as the first message when an "Original" message is not processed.

It is highly recommended that a BusinessAcceptance is always sent as an response to a DeliveryInstruction.

# Delivery Instruction papiNet Standard - Version 2.31

## DeliveryInstruction Structure



## Understanding the Diagrams and Content

This section provides a graphical view of the schema structures, a discussion of the item's children. You can find additional information about papiNet and the standard at [www.papiNet.org](http://www.papiNet.org).

# Delivery Instruction

## papiNet Standard - Version 2.31

---

---

The graphics contain content model indicators, cardinality indicators, and data type information.

Associated with each graphic are the definitions for the parent item and any associated child items. All attributes are listed first, followed by the elements.

The following information should help you interpret and understand this standard. Please note the following:

- Content Model and Cardinality operate together to determine if the element or attribute are required in the instance document.
- The same attribute can never appear multiple times in the same element so, you will never see a multiple cardinality indicator.

### **Content model indicators:**

There are three possible types of content: "sequence", "choice", and "all". The papiNet standard currently does not use the "all" construct.

- (sequence)

The sequence of the items to the right of the graphic (or below the text) is required.

- (choice)

A choice of the items to the right of the graphic (or below the text) is permitted.

- (all)

All the items to the right of the graphic are required.

### **Cardinality indicators:**

- Dotted line around element or attribute.

A single instance of the item can optionally exist.

- Dotted line around item with range indicated below.

Multiple instances of the item can optionally exist.

- Solid line around item.

A single instance of the item must exist.

- Solid line around item with range indicated below

At least one instance must exist; multiple instances can optionally exist.

### **Datatype indication:**

When a data type is assigned to an element (either a simple type or complex type the name of the data type is presented beneath the item name in the graphic.

- In some cases additional information about the data type is presented (the default value).

Elements can either have content that is textual/numeric in nature or content that is made up of additional elements and/or attributes.

- When the content is textual/numeric in nature "three straight horizontal lines" will appear in the upper left-hand corner of the graphic. Pay attention to these elements because they are where you will be entering

## **Delivery Instruction**

### **papiNet Standard - Version 2.31**

---

---

your information.

- When the content is made up of additional elements and/or attributes a "gray-box" will appear on the right-hand side of the graphic.
- If the graphic shows both the horizontal lines and the gray-box then, in the papiNet standard, the content below the element are attributes.

# Delivery Instruction papiNet Standard - Version 2.31

---

---

## Delivery Instruction Root Element

# Delivery Instruction

## papiNet Standard - Version 2.31

### DeliveryInstruction

The root element of the Delivery Instruction.

#### DeliveryInstructionStatusType [attribute]

*DeliveryInstructionStatusType is mandatory. A single instance is required.*

Identifies the status of the entire delivery instruction (in other words, at the root level).

*This item is restricted to the following list.*

#### Amended

The supplied information is changed

#### Cancelled

The supplied information is cancelled. Items that have been cancelled are not included in totals on the summary levels of the message.

#### Original

The message information is the first version of that information.

#### DeliveryInstructionType [attribute]

*DeliveryInstructionType is mandatory. A single instance is required.*

DeliveryInstructionType defines the type of delivery instruction.

*This item is restricted to the following list.*

#### DeliveryInstruction

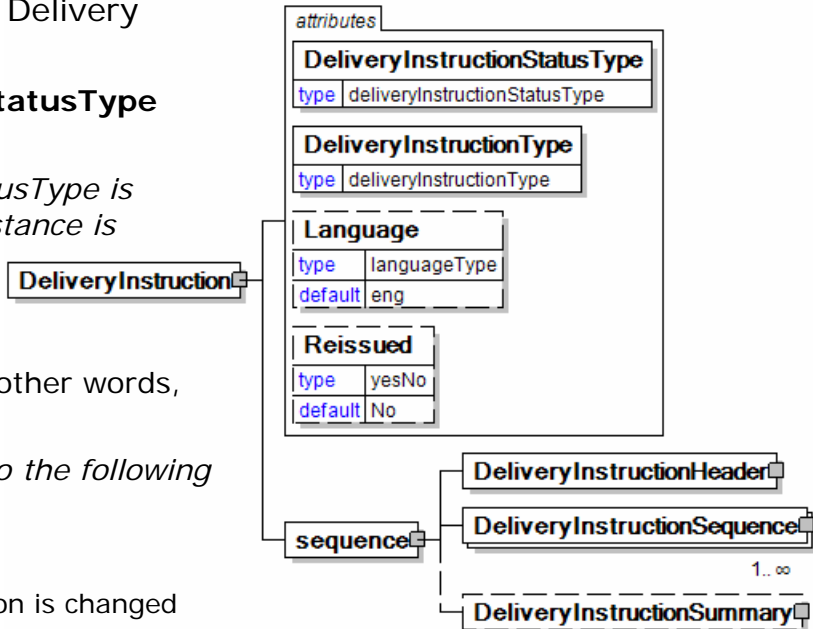
A Delivery Instruction can specify many delivery events. Each event can contain quantity for one or many loads. A sequence in a Delivery Instruction specifies all details for one event. The receiver of a Delivery Instruction can generate many Loading Instructions from one Delivery Instruction.

#### LoadingInstruction

A Loading Instruction specifies loading of transport units. A Forwarder receiving a Delivery Instruction from a supplier can convert it into many Loading Instructions, which are sent to a Warehouse Operator. A sequence in a Loading Instruction specifies all details how to load one transport unit. A Loading Instruction can include goods from many Delivery Instructions and also goods belonging to many suppliers.

#### Language [attribute]

*Language is optional. A single instance might exist.*



# Delivery Instruction

## papiNet Standard - Version 2.31

---

XML has embraced 2 and 3 digit language codes through the application of an addendum to the standard.

Information on the content of this attribute is available at <http://www.loc.gov/standards/iso639-2/> this is the official site of the ISO 639-2 Registration Authority.

- <http://www.w3.org/International/O-HTML-tags.html> provides an explanation of the errata updating XML.
- <http://www.ietf.org/rfc/rfc3066.txt> is the key document that is referenced in the above errata.

### **Reissued [attribute]**

*Reissued is optional. A single instance might exist.*

Either "Yes" or "No".

*This item is restricted to the following list.*

**Yes**

**No**

### **(sequence)**

*The contents of (sequence) are mandatory. A single instance is required.*

#### **DeliveryInstructionHeader**

*DeliveryInstructionHeader is mandatory. A single instance is required.*

The Delivery Instruction Header provides information that applies to the entire Delivery Instruction.

#### **DeliveryInstructionSequence**

*DeliveryInstructionSequence is mandatory. One instance is required, multiple instances might exist.*

The Delivery Instruction Sequence contains information about a loading or delivery event, depending on the type of DeliveryInstruction being communicated.

#### **DeliveryInstructionSummary**

*DeliveryInstructionSummary is optional. A single instance might exist.*

The Delivery Instruction Summary provides summary information used to verify the contents of the message.

# Delivery Instruction

## papiNet Standard - Version 2.31

---

---

### Primary Elements



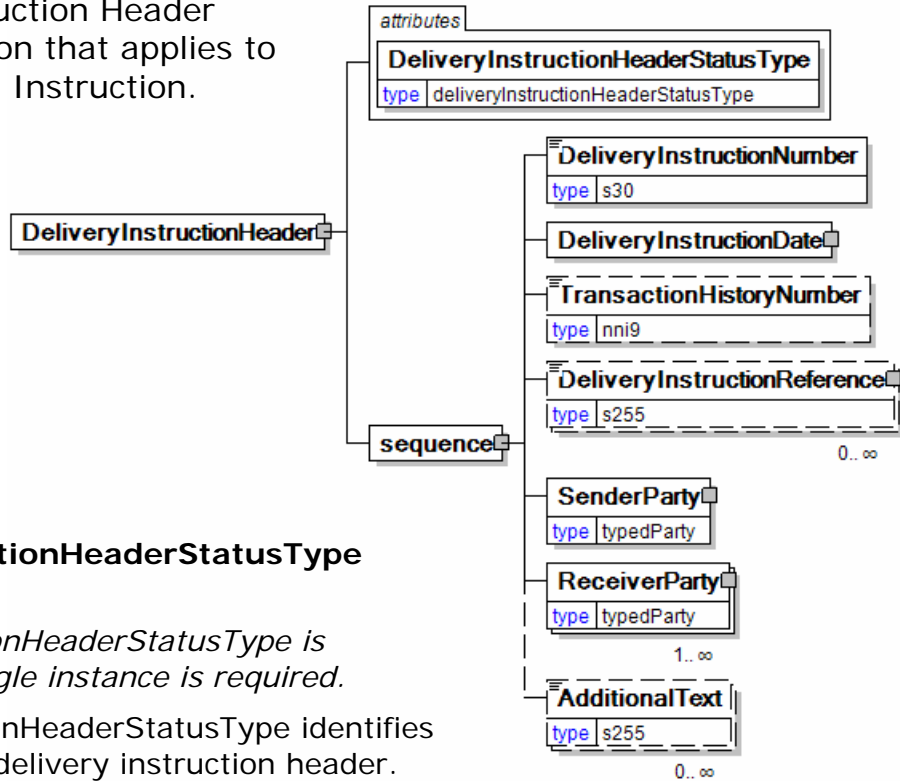
# Delivery Instruction

## papiNet Standard - Version 2.31

---

### DeliveryInstructionHeader

The Delivery Instruction Header provides information that applies to the entire Delivery Instruction.



#### DeliveryInstructionHeaderStatusType [attribute]

*DeliveryInstructionHeaderStatusType is mandatory. A single instance is required.*

DeliveryInstructionHeaderStatusType identifies the status of the delivery instruction header.

*This item is restricted to the following list.*

**Amended**

The supplied information is changed

**Cancelled**

The supplied information is cancelled. Items that have been cancelled are not included in totals on the summary levels of the message.

**New**

The information is new and supplied for the first time.

**NoAction**

The supplied information has not been amended and thereby requires no action.

**(sequence)**

*The contents of (sequence) are mandatory. A single instance is required.*

**DeliveryInstructionNumber**

*DeliveryInstructionNumber is mandatory. A single instance is required.*

The unique identifier for the DeliveryInstruction.

- Note: Usage of this item in the CoLoading element will be deprecated in a future version. Use CoLoadingReference with the DeliveryInstruction reference type.

# Delivery Instruction

## papiNet Standard - Version 2.31

---

---

### **DeliveryInstructionDate**

*DeliveryInstructionDate is mandatory. A single instance is required.*

The Date and Time when the DeliveryInstruction was issued.

### **TransactionHistoryNumber**

*TransactionHistoryNumber is optional. A single instance might exist.*

A sequential number that keeps track of the version of a document being sent by the document originator except in the case where TransactionHistoryConfirmation is used, in which case the TransactionHistoryNumber refers to the trigger transaction for which the confirmation is being sent.

### **DeliveryInstructionReference**

*DeliveryInstructionReference is optional. Multiple instances might exist.*

An element detailing relevant references pertaining to the DeliveryInstruction, as indicated by the DeliveryInstructionReferenceType and AssignedBy.

### **SenderParty**

*SenderParty is mandatory. A single instance is required.*

The business entity issuing the business document, the source of the document.

- This is the same entity as the "From" party in the ebXML message service envelope. The entity responsible for the content. If the sender party has outsourced the transmission function to a third party the sender party is the original party not the party performing the transmission service.

### **ReceiverParty**

*ReceiverParty is mandatory. One instance is required, multiple instances might exist.*

The business entity for whom the business document is intended, the destination of the document.

- This is the same entity as the "To" party in the ebXML message service envelop. The entity interested in the content. If the receiver party has outsourced the message receipt function to a third party the receiver party is the intended party not the party performing the receiving process.

### **AdditionalText**

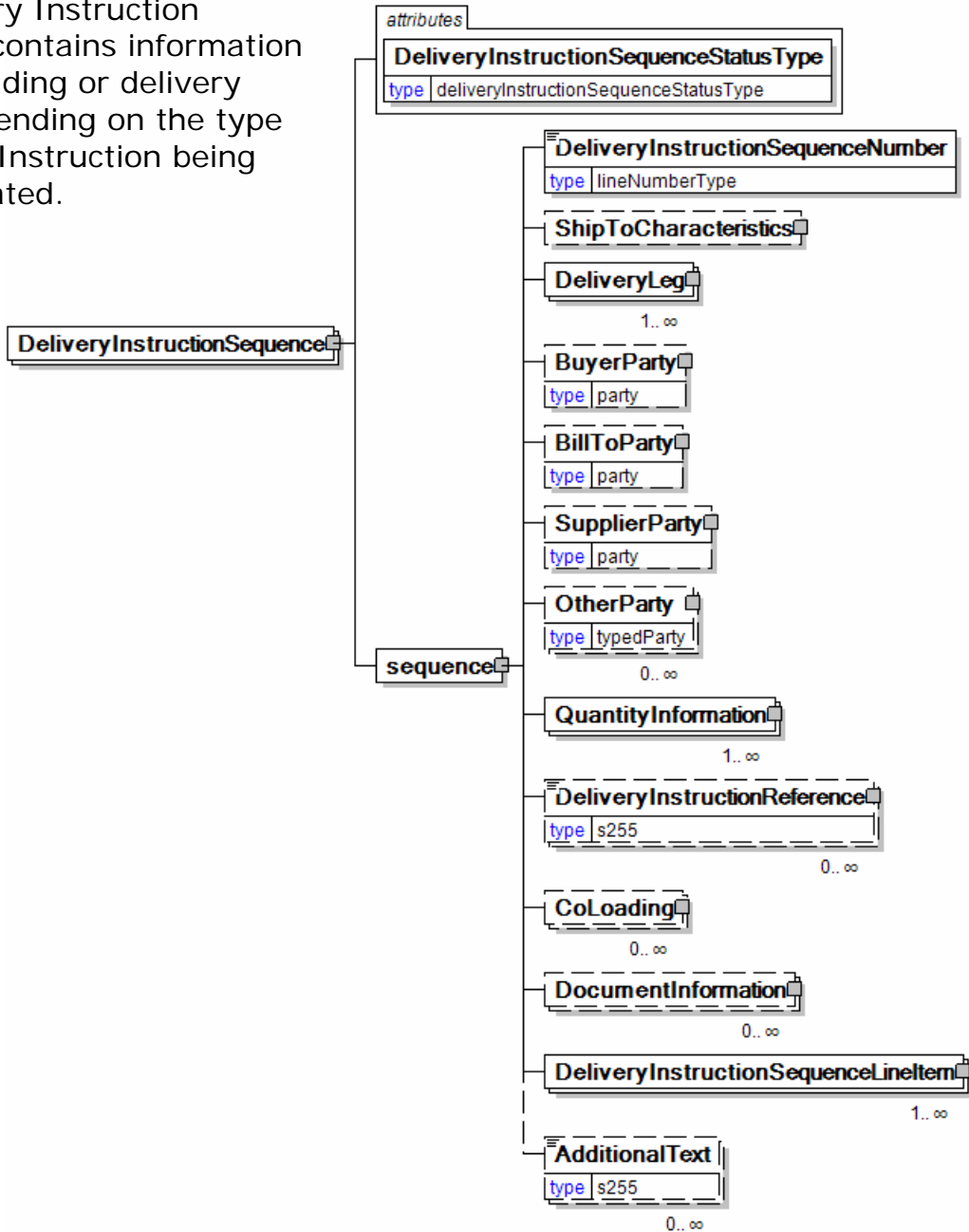
*AdditionalText is optional. Multiple instances might exist.*

A text field that is used to communicate information not previously defined or for special instructions. To be used only for circumstances not covered by specific elements.

# Delivery Instruction papiNet Standard - Version 2.31

## DeliveryInstructionSequence

The Delivery Instruction Sequence contains information about a loading or delivery event, depending on the type of DeliveryInstruction being communicated.



### DeliveryInstructionSequenceStatusType [attribute]

*DeliveryInstructionSequenceStatusType* is mandatory. A single instance is required.

Delivery instruction sequence status type identifies the status of the delivery instruction sequence

# Delivery Instruction

## papiNet Standard - Version 2.31

---

---

*This item is restricted to the following list.*

### **Cancelled**

The supplied information is cancelled. Items that have been cancelled are not included in totals on the summary levels of the message.

### **New**

The information is new and supplied for the first time.

### **NoAction**

The supplied information has not been amended and thereby requires no action.

### **Replaced**

The supplied information is replacing earlier supplied information. The receiver should revalidate the information in their system based upon the entire information received.

### **(sequence)**

*The contents of (sequence) are mandatory. A single instance is required.*

### **DeliveryInstructionSequenceNumber**

*DeliveryInstructionSequenceNumber is mandatory. A single instance is required.*

A sequential number that uniquely identifies the Sequence of a Delivery Instruction.

- Note: Usage of this item in the CoLoading element will be deprecated in a future version. Use CoLoadingReference with the DeliveryInstructionSequenceNumber reference type.

### **ShipToCharacteristics**

*ShipToCharacteristics is optional. A single instance might exist.*

A group item that provides information important for the Ship-To Party.

A group item that provides information important for the Ship-To Party. ShipToCharacteristics may be referenced at both the header and line item level. The reference at the header is required and acts as a default for the value at the line level, unless overridden at the line level.

### **DeliveryLeg**

*DeliveryLeg is mandatory. One instance is required, multiple instances might exist.*

A DeliveryLeg details the sequence, origin, transportation, and destination of each part of the delivery. More than one leg may be required if there is a change of mode, vehicle, or carrier.

- Although transportation information is optional, it is strongly recommended that any transportation information available be sent.

### **BuyerParty**

*BuyerParty is optional. A single instance might exist.*

The legal entity to which the product is sold. Also commonly referred to as the sold-to party or customer. If no OtherParty is defined as the Payer, the Buyer is the Payer.

### **BillToParty**

# Delivery Instruction

## papiNet Standard - Version 2.31

---

---

*BillToParty is optional. A single instance might exist.*

The address where the invoice is to be sent.

### **SupplierParty**

*SupplierParty is optional. A single instance might exist.*

The organisation or business entity responsible for providing the product. SupplierParty is also the seller of the product, if Seller is not specified as OtherParty = Seller.

### **OtherParty**

*OtherParty is optional. Multiple instances might exist.*

An organisation or business entity other than those specifically detailed within a business document.

### **QuantityInformation**

*QuantityInformation is mandatory. One instance is required, multiple instances might exist.*

A group item containing information about quantity and informational quantity of similar items.

### **DeliveryInstructionReference**

*DeliveryInstructionReference is optional. Multiple instances might exist.*

An element detailing relevant references pertaining to the DeliveryInstruction, as indicated by the DeliveryInstructionReferenceType and AssignedBy.

### **CoLoading**

*CoLoading is optional. Multiple instances might exist.*

A group item specifying information about items to be loaded or loaded on the same transport unit.

Used to identify:

- Delivery together to the drop point
- Transport Orders stuffed together in a container
- Transport Orders not splittable

Implementation Note: The following elements will be deprecated in an upcoming version. They are being retained to comply with papiNet backward compatibility requirements.

- DeliveryInstructionNumber - use CoLoadingReference with the appropriate CoLoadingReferenceType
- DeliveryInstructionSequenceNumber - Use CoLoadingReference with the appropriate CoLoadingReferenceType

### **DocumentInformation**

*DocumentInformation is optional. Multiple instances might exist.*

A group element containing a specification of required documents in the business process. Additional free text to be printed on documents can also be specified.

### **DeliveryInstructionSequenceLineItem**

# Delivery Instruction

## papiNet Standard - Version 2.31

---

*DeliveryInstructionSequenceLineItem is mandatory. One instance is required, multiple instances might exist.*

The group item DeliveryInstructionSequenceLineItem contains information for a line item of a delivery instruction sequence. The line item specifies detail information about product quantities, loading and unloading characteristics, order numbers and other references.

### AdditionalText

*AdditionalText is optional. Multiple instances might exist.*

A text field that is used to communicate information not previously defined or for special instructions. To be used only for circumstances not covered by specific elements.

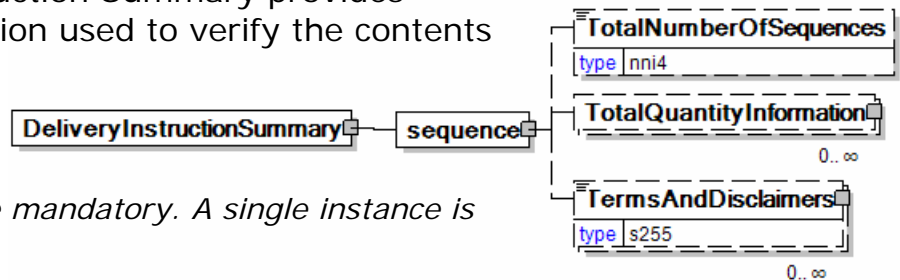
---

## DeliveryInstructionSummary

The Delivery Instruction Summary provides summary information used to verify the contents of the message.

### (sequence)

*The contents of (sequence) are mandatory. A single instance is required.*



### TotalNumberOfSequences

*TotalNumberOfSequences is optional. A single instance might exist.*

The total number of sequences in the document.

### TotalQuantityInformation

*TotalQuantityInformation is optional. Multiple instances might exist.*

A group item containing information about the total quantity and total informational quantity of similar items in the document. TotalQuantityInformation is primarily used in the summary section of messages where it is repeatable to permit totalling for different units of measure.

### TermsAndDisclaimers

*TermsAndDisclaimers is optional. Multiple instances might exist.*

An element that contains legal information with an indication of what the Language is.

# Delivery Instruction

## papiNet Standard - Version 2.31

### DeliveryInstruction Business Scenarios

#### DeliveryInstruction Scenario Listing

<b>Scenario A</b>	Supplier instructs Forwarder to deliver goods from many mill orders from a warehouse to a local warehouse by vessel.
<b>Scenario B</b>	Forwarder instructs Warehouse Operator to load goods on a transport unit.
<b>Scenario C</b>	Supplier instructs Warehouse Operator to move goods that need to be invoiced, to a virtual location CustomerStock in the same warehouse.
<b>Scenario D</b>	Supplier instructs Warehouse Operator to deliver goods from two mill orders to a printer. Goods on one mill order are already invoiced.
<b>Scenario E</b>	Supplier instructs Warehouse Operator to return unsound goods to the mill.

#### Scenario A

<b>Message</b>	DeliveryInstruction
<b>Type</b>	DeliveryInstruction
<b>Scenario</b>	Supplier sends a Delivery Instruction to the Forwarder to deliver goods from many mill orders from a warehouse to a local warehouse by vessel.
<b>Outcome</b>	Supplier has instructed goods to be delivered from a warehouse to a local warehouse.
<b>Initiator</b>	Supplier
<b>Receiver</b>	Forwarder
<b>Preconditions</b>	Goods are ordered and will be produced and stored in a warehouse.
<b>XML File</b>	The name of any sample file.
<b>Trigger</b>	Delivery planning initiates goods to be moved by vessel.
<b>Step 1.</b>	Supplier sends a Delivery Instruction.

## Delivery Instruction papiNet Standard - Version 2.31

	<ul style="list-style-type: none"> <li>• Goods can be produced for many Buyers, so BuyerParty is not supplied.</li> <li>• ShipToParty = Local warehouse</li> <li>• DeliveryInstructionSequence specifies Delivery leg and requested delivery date</li> <li>• TransportVehicleCharacteristics = Vessel characteristics</li> <li>• TransportUnitCharacteristics = Cassette characteristics (optional)</li> <li>• DeliveryOrigin specifies From Warehouse</li> <li>• SequenceLineItem specifies mill order, mill party, product, quantity (typical number of packages) and requirements on loading and unloading.</li> <li>• GoodsStatus is not supplied. Default is Sound goods and goods owned by supplier.</li> <li>• PackageInformation is not supplied.</li> </ul>
<b>Step 2.</b>	Forwarder posts the Delivery Instruction into their ERP and optionally sends a Business Acceptance to Supplier.
<b>Step 3.</b>	Forwarder executes the delivery instruction. Loading Instructions are sent to the Warehouse Operator.
<b>Results</b>	The goods will be loaded and delivered to a local warehouse by vessel. Delivered goods will be specified by a delivery message with type ShipmentAdvice to the supplier.

### Scenario B

<b>Message</b>	DeliveryInstruction
<b>Type</b>	LoadingInstruction
<b>Scenario</b>	Forwarder instructs Warehouse Operator to load goods on a transport unit.
<b>Outcome</b>	Forwarder has instructed goods to be loaded on a transport unit.
<b>Initiator</b>	Forwarder



## Delivery Instruction papiNet Standard - Version 2.31

<b>Receiver</b>	Warehouse Operator
<b>Preconditions</b>	Forwarder has got Delivery Instructions from a paper suppliers
<b>Trigger</b>	Goods should be delivered and need to be loaded.
<b>Step 1.</b>	<p>Forwarder creates and optimises a load from a delivery instruction. Forwarder sends a Loading Instruction for the load.</p> <ul style="list-style-type: none"> <li>• Many objects are optional when only loading is instructed. ShipToParty and DeliveryDestination are not required.</li> <li>• DeliveryInstructionSequence specifies Delivery leg with CarrierParty and Characteristics of transport vehicle and unit</li> <li>• DeliveryOrigin specifies Loading Date and From Warehouse</li> <li>• SequenceLineItem specify mill order, mill party, product, quantity and requirements on loading and unloading.</li> <li>• GoodsStatus is not supplied. Default is Sound goods and goods owned by supplier.</li> <li>• PackageInformation is not supplied.</li> </ul>
<b>Step 2.</b>	Warehouse Operator posts the Loading Instruction into their ERP and optionally sends a Business Acceptance to Forwarder.
<b>Step 3.</b>	Warehouse Operator executes the loading instruction and loads the transport unit.
<b>Results</b>	The goods will be loaded and loaded goods will be specified on unit level by a Delivery Message with type Loaded Specification to forwarder. The Forwarder will print Transport documents and dispatch the load.

### Scenario C

<b>Message</b>	DeliveryInstruction
<b>Type</b>	DeliveryInstruction

## Delivery Instruction papiNet Standard - Version 2.31

<b>Scenario</b>	Supplier instructs Warehouse Operator to move goods that need to be invoiced, to a virtual location CustomerStock in the same warehouse.
<b>Outcome</b>	Supplier has instructed goods to be moved to a virtual location CustomerStock so that it later can be invoiced on package level.
<b>Initiator</b>	Supplier
<b>Receiver</b>	Warehouse Operator
<b>Preconditions</b>	Goods are stored in the warehouse or will later be delivered to the warehouse.
<b>Trigger</b>	Goods in warehouse should be invoiced on package level.
<b>Step 1.</b>	<p>Supplier sends a Delivery Instruction.</p> <ul style="list-style-type: none"> <li>• SupplierParty, BuyerParty and BillToParty are supplied.</li> <li>• ShipToParty is the warehouse where the goods will be moved to (In this case the same as where it is stored). @PartyType "CustomerStock" specifies a virtual location for customer owned stock.</li> <li>• DeliveryInstructionSequence specifies Delivery leg and requested delivery date</li> <li>• DeliveryOrigin specifies the warehouse where goods are stored.</li> <li>• DeliveryDestination LocationParty is the same as ShipToParty</li> <li>• SequenceLineItem specify mill order, mill party, product and quantity to be moved.</li> <li>• GoodsStatus is not supplied. Default is Sound goods and goods owned by supplier.</li> <li>• PackageInformation is not supplied.</li> </ul>
<b>Step 2.</b>	Warehouse Operator posts the Delivery Instruction into their ERP and optionally sends a Business Acceptance to Supplier.
<b>Step 3.</b>	Warehouse Operator executes the Delivery instruction and moves the goods to

## Delivery Instruction papiNet Standard - Version 2.31

	"CustomerStock".
<b>Results</b>	The goods will be moved to "CustomerStock". Moved goods will be specified to the supplier on package level by a Delivery Message with type ShipmentStatus. The supplier informs the customer by a Delivery Message the change of status and can then invoice goods on package level.

### Scenario D

<b>Message</b>	DeliveryInstruction
<b>Type</b>	DeliveryInstruction
<b>Scenario</b>	Supplier instructs Warehouse Operator to deliver goods from two mill orders to a printer. Goods on one mill order are already invoiced.
<b>Outcome</b>	Supplier has instructed goods to be delivered to a printer. Goods owned by the customer and goods not yet invoiced will be handled separately.
<b>Initiator</b>	Supplier
<b>Receiver</b>	Warehouse Operator
<b>Preconditions</b>	Goods are ordered, partly invoiced and stored in a warehouse.
<b>XML File</b>	The name of any sample file.
<b>Trigger</b>	The customer has issued a CallOff for products to be delivered to the printer.
<b>Step 1.</b>	<p>Supplier sends a Delivery Instruction.</p> <ul style="list-style-type: none"> <li>• SupplierParty and BuyerParty are supplied.</li> <li>• ShipToParty is the printer facility.</li> <li>• DeliveryInstructionSequence specifies Delivery leg and requested delivery date</li> <li>• DeliveryOrigin specifies the warehouse where goods should be loaded.</li> <li>• DeliveryDestination LocationParty is the same as ShipToParty</li> </ul>

## Delivery Instruction papiNet Standard - Version 2.31

	<ul style="list-style-type: none"> <li>• SequenceLineItem specify mill order, mill party, product, quantity and requirements on loading and unloading.</li> <li>• GoodsStatus is supplied for mill orders with already invoiced goods. @GoodsOwnedBy specifies that goods invoiced and owned by customer should be delivered. Default is goods owned by supplier.</li> <li>• Customer numbers and references from Purchase Order and CallOff are supplied to be printed on transport documents.</li> <li>• PackageInformation is not supplied.</li> </ul>
<b>Step 2.</b>	Warehouse Operator posts the Delivery Instruction into their ERP and optionally sends a Business Acceptance to Supplier.
<b>Step 3.</b>	Warehouse Operator executes the Delivery instruction and delivers the specified products according to the specification.
<b>Results</b>	The goods will be delivered to the printer. Delivered goods will be specified to the supplier on package level by a Delivery Message. The customer can see what items are already invoiced and can update stock records accordingly.

### Scenario E

<b>Message</b>	DeliveryInstruction
<b>Type</b>	DeliveryInstruction
<b>Scenario</b>	Supplier instructs Warehouse Operator to return unsound goods to the mill.
<b>Outcome</b>	Supplier has instructed unsound goods to be returned to the mill. Unsound units are specified.
<b>Initiator</b>	Supplier
<b>Receiver</b>	Warehouse Operator
<b>Preconditions</b>	Unsound goods are stored in a warehouse.

## Delivery Instruction papiNet Standard - Version 2.31

<b>XML File</b>	The name of any sample file.
<b>Trigger</b>	The supplier has found that some damaged packages can be rewound to new sizes and be sold.
<b>Step 1.</b>	<p>Supplier sends a Delivery Instruction.</p> <ul style="list-style-type: none"> <li>• Goods can be produced for many Buyers, so Buyerparty is not supplied.</li> <li>• ShipToParty is MillParty.</li> <li>• DeliveryInstructionSequence specifies Delivery leg and requested delivery date</li> <li>• DeliveryOrigin specifies the warehouse where goods should be loaded.</li> <li>• DeliveryDestination LocationParty is the same as ShipToParty</li> <li>• SequenceLineItem specify mill order, mill party, product, quantity and requirements on loading and unloading.</li> <li>• GoodsStatus is specified. @GoodsStatusType is "Unsound". GoodsStatusDetail specifies in detail via GoodsStatusCode what damages can be accepted. Goods Status Codes have been agreed in a Trading Partner Agreement.</li> <li>• Supplier references are supplied in Delivery Instruction Reference.</li> <li>• PackageInformation specifies packages to be returned to mill.</li> </ul>
<b>Step 2.</b>	Warehouse Operator posts the Delivery Instruction into their ERP and optionally sends a Business Acceptance to Supplier.
<b>Step 3</b>	Warehouse Operator executes the Delivery instruction and returns the specified units to mill.
<b>Results</b>	The unsound goods will be returned to the mill. Returned goods will be specified to the supplier on package level by a Delivery Message.